



May 1, 2023

**CASA CASILLAS – ARTIST SPACE
CIP #GGV-062**

THIS ADDENDUM MUST BE SIGNED AND SUBMITTED WITH THE BID PACKAGE

ADDENDUM #2

This addendum is issued before the award of contract to inform the bidders of revisions to the bidding documents. The following changes are hereby made effective as though originally issued with the bid package:

CHANGES TO APPENDIX “A” – PROJECT DRAWINGS (ATTACHMENT #1):

1. REPLACE the following sheets with the attached ARCHITECTURAL SHEETS:

| | |
|--------------|-------------------------|
| A-120 | ROOF PLAN |
| A-500 | EXTERIOR DETAILS |
| A-501 | ROOF DETAILS |

2. REPLACE the following sheet with the attached STRUCTURAL SHEETS:

| | |
|---------------|--------------------------|
| S -100 | ROOF FRAMING PLAN |
|---------------|--------------------------|

3. REPLACE the following sheets with the attached ELECTRICAL SHEETS:

| | |
|---------------|---|
| E-003 | TECHNOLOGY MATERIAL LIST AND SYMBOL LEGEND |
| E-101 | TECHNOLOGY DEMOLITION SITE PLAN |
| E-103- | TECHNOLOGY DEMOITION FLOOR PLAN |
| E-201 | TECHNOLOGY SITE PLAN |
| E-204 | TECHNOLOGY FLOOR PLAN |
| E-205 | TECHNOLOGY PATHWAY PLAN |
| E-301 | TECHNOLOGY DETAILS – PATHWAYS |
| E-302 | TECHNOLOGY DETAILS – SUPPORT |
| E-303 | TECHNOLOGY DETAILS – LABELING |
| E-501 | MPOE/MDF ELEVATIONS AND ENLARGED PLAN |

This addendum including all attachments consists of (14) 24" x 36" project drawing sheets.

Please acknowledge and submit as part of your bid package. Your bid package will be non-responsive if addendums are not signed and submitted with your bid package.

ACKNOWLEDGED BY:

Bidder's Signature



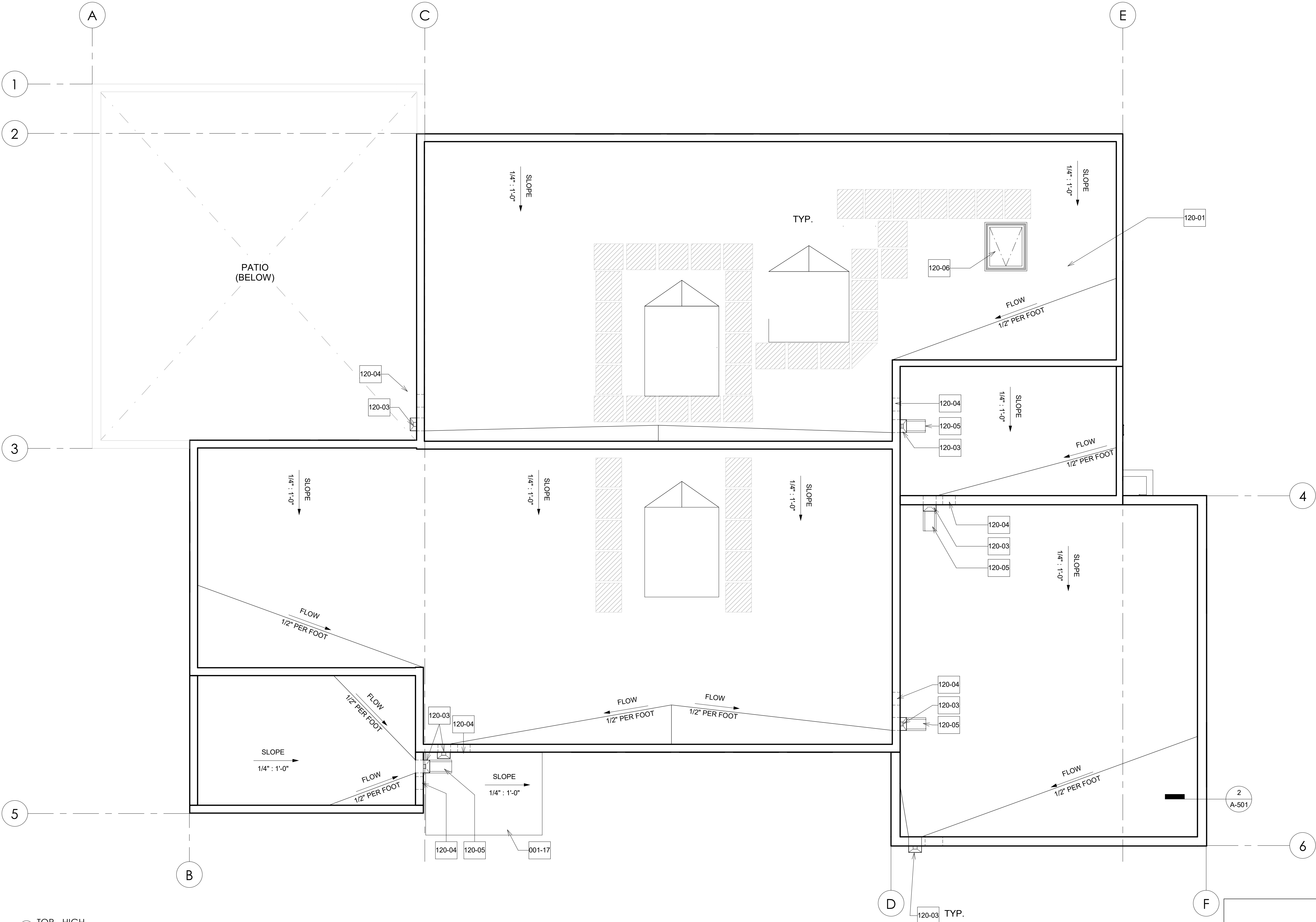
Matt Little
Director of Public Works
City of Chula Vista

Company

THIS ADDENDUM MUST BE SIGNED AND SUBMITTED WITH THE BID PACKAGE

ATTACHMENT #1
PROJECT DRAWINGS

| | | | |
|----|---|------------------|--------------------|
| 3. | REVISION | 1. A | BID PHASE REV 1.2. |
| | BY / DATE | PWA / 04/27/2023 | |
| | APPD / DATE | | |
| | REFERENCES DWG. NO.: | | |
| | COV DWG No. 15024 | | |
| | DESIGNED BY: | MB | |
| | GT | | |
| | DESIGNED BY: | MB | |
| | GT | | |
| | SCALE | | |
| | HORIZONTAL: 1"=20' | | |
| | VERTICAL: 1"=4' | | |
| | DATUM | | |
| | HORIZONTAL: CCS '83 ZONE 6, EPOCH 1991.35 | | |
| | VERTICAL: NAVD88 | | |



1 TOR - HIGH
1/4" = 1'-0"

KEYNOTES

| | |
|--------|---|
| 001-17 | REPAIR & REPLACE CANOPY ROOFING SYSTEM INCLUDING MEMBRANE, FLASHING, DRAINS, GUTTERS & DOWNSPOUTS. PROVIDE 60 MIL PVC SINGLY-PLY. |
| 120-01 | COMPLETE REPLACEMENT OF ROOFING SYSTEM, INCLUDING MEMBRANE, FLASHINGS, DRAINS, GUTTERS AND DOWNSPOUTS. PROVIDE 60 MIL PVC SINGLE-PLY MEMBRANE OVER A LAYER OF 1/4" THICK GYPSUM UNDERLAYMENT BOARD OVER POLYISO (R-30). TO BE MECHINCALLY ATTACHED TO THE A BUILDING PLYWOOD DECK. CLASS A UL-790 |
| 120-02 | MECHANICAL EQUIPMENT PER MECHANICAL PLANS |
| 120-03 | SCUPPER AND DOWNSPOUT SEE DETAIL 3/A-501 & 4/A-500 |
| 120-04 | OVERFLOW SCUPPER |
| 120-05 | SPLASH PAD BLOCK. SEE 5/A-501 |
| 120-06 | ROOF HATCH SEE 1/A-501 |

GENERAL NOTES

- 1.MATCH EXISTING ROOF SLOPE AND DRAINAGE PATTERNS
2. PROVIDE NEW CRICKETS AT NEW EQUIPMENT PADS AND SCUPPERS WITH MIN. 1/4" FLOW TO DRAIN


LEGEND

 WALKING PADS


CASA CASILLAS ARTIST SPACE 50 4TH AVENUE. CHULA VISTA, CA ROOF PLAN



CITY OF CHULA VISTA
PUBLIC WORKS
1800 MARWELL ROAD,
CHULA VISTA, CA
WWW.CHULAVISTACA.GOV

| | | | | |
|---|-----------------|---|-----------|-------------|
| RESPONSIBLE CHARGE OF WORK: | DATE:12/23/2022 | APPROVED BY: | DATE:---- | DRAWING NO. |
| NAVEEN H. WANEY, AIA Architect of Record | |  | | A-120 |

Platt/Whitelaw
Architects, Inc.
4034 30TH STREET
SAN DIEGO, CALIFORNIA
92104



| | | | |
|---------------------|---------------|-----------|-------------|
| CONSTRUCTION RECORD | | AS-BUILT | |
| CONTRACTOR: | SIGNED: | DATE: | DISCIPLINE: |
| INSPECTOR: | PRINTED NAME: | ARCHITECT | EXPIRATION: |
| DATE COMPLETED: | | | |

| | | | |
|------|----------|----------------|------------------|
| NO.: | REVISION | BY / DATE | APP'D / DATE |
| | 1 | BD PHASE REV 1 | PWA / 04/27/2023 |
| | | | |

WALL PER SCHEDULE

FACE TOWARDS EXTERIOR

COILING STEEL DOOR & HOOD SYSTEM W/ MFR'S SEALS & ACCESSORIES FOR WEATHERTIGHT INSTALLATION. FASTEN PER MFR'S RECOMMENDATIONS. DOOR SLATS & HOOD/CAPS TO BE GALVANIZED AND COLOR MATCHED SHOP PAINTED TO MATCH P5.

STEEL ANGLE JAMB SUPPORTS & GUIDES BEYOND

REAR

FRONT

KEY

DOOR HEIGHT

DOOR WIDTH

FINISH TO MATCH ADJACENT WALL OR CEILING MATERIAL

STRUCTURAL SYSTEM

3/4" BRACING

SECTION A

CONTINUOUS EPDM GASKET

ALUMINUM FRAME ACTS AS CORNER BEAD FOR WALLBOARD FINISHING

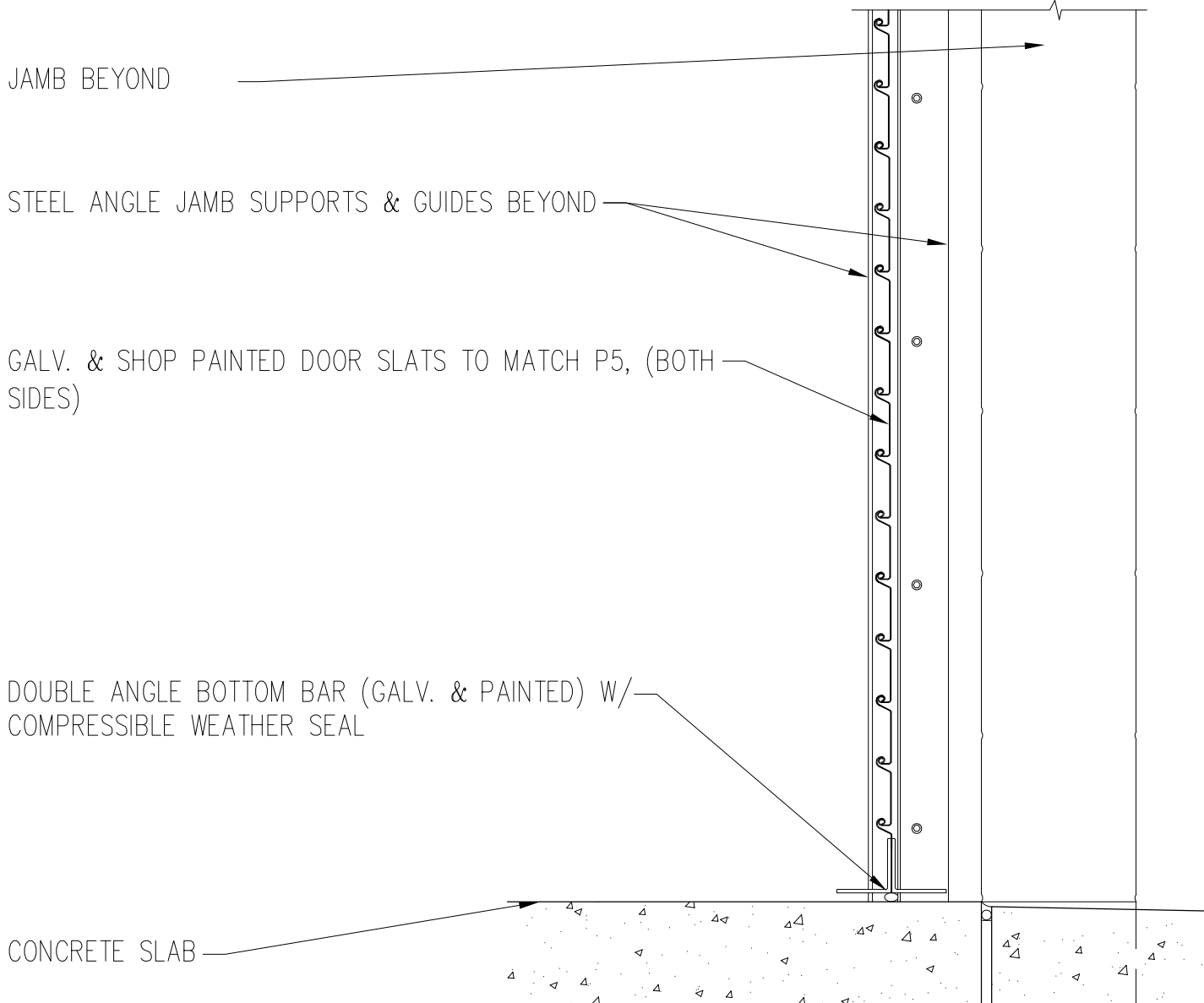
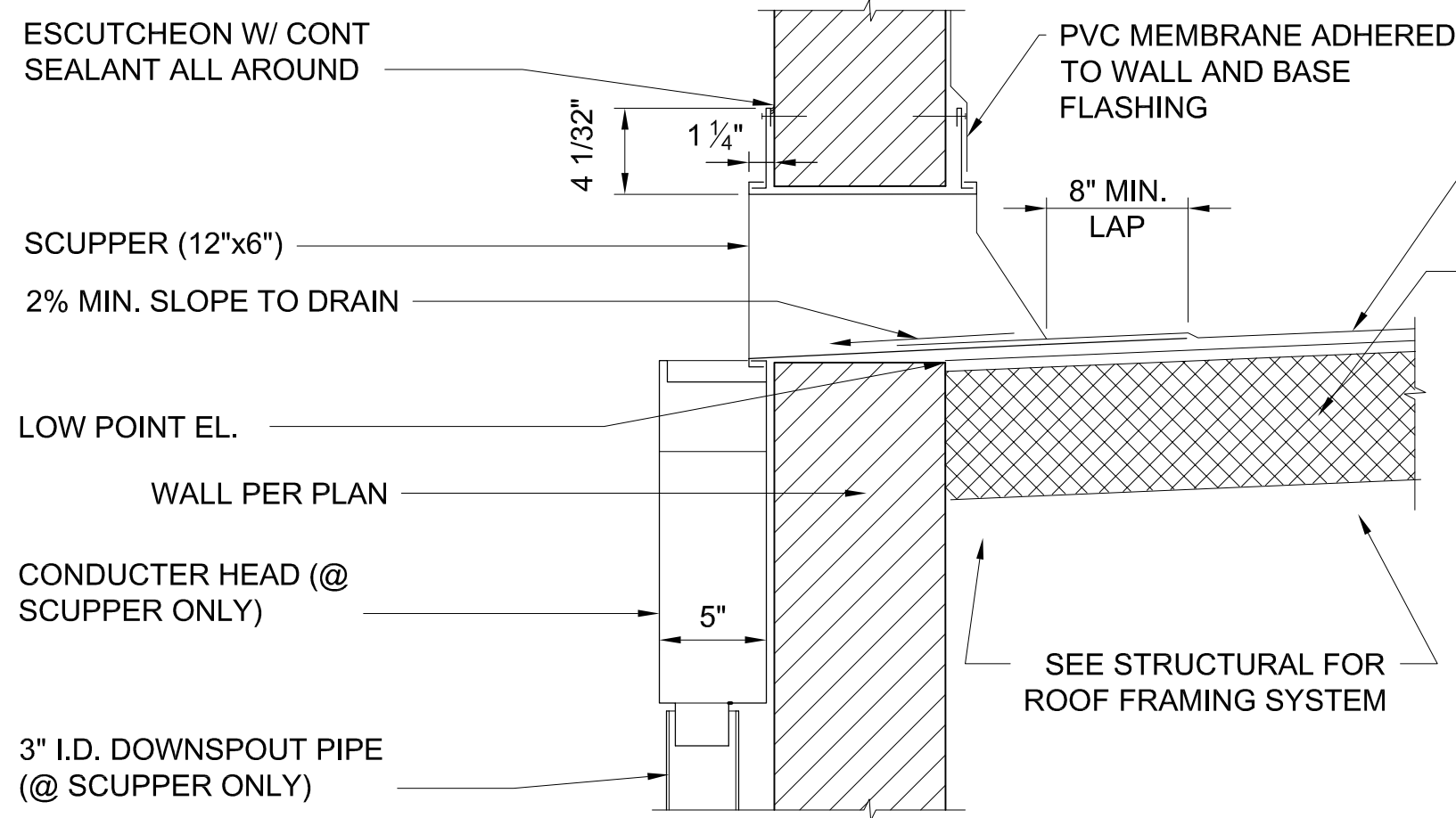
GYP. BOARD TO MATCH MATERIAL ADJACENT TO ACCES PANEL

CUT OPENING = DOOR WITH +3/8"

SCALE: 1 1/8" = 1'-0"

OH COILING DOOR HEAD

1

| | | | | | | | |
|--------------------------------------|----------------|----------------|--|---|--|---|---|
| REFERENCES: DMG CCV DMG No. 15024 | | | | OH COILING DOOR HEAD | | 1 | 3 |
| DESIGNED BY: -- | DRAWN BY: -- | CHECKED BY: -- |  <p>JAMB BEYOND</p> <p>STEEL ANGLE JAMB SUPPORTS & GUIDES BEYOND</p> <p>GALV. & SHOP PAINTED DOOR SLATS TO MATCH P5, (BOTH SIDES)</p> <p>DOUBLE ANGLE BOTTOM BAR (GALV. & PAINTED) W/ COMPRESSIBLE WEATHER SEAL</p> <p>CONCRETE SLAB</p> <p>SCALE: 1 $\frac{1}{8}$" = 1'-0"</p> |  <p>ESCUTCHEON W/ CONT SEALANT ALL AROUND</p> <p>SCUPPER (12"x6")</p> <p>2% MIN. SLOPE TO DRAIN</p> <p>LOW POINT EL.</p> <p>WALL PER PLAN</p> <p>CONDUCTOR HEAD (@ SCUPPER ONLY)</p> <p>3" I.D. DOWNSPOUT PIPE (@ SCUPPER ONLY)</p> <p>SCALE: 1 1/2" = 1'-0"</p> <p>PVC MEMBRANE ADHERED TO WALL AND BASE FLASHING</p> <p>8" MIN. LAP</p> <p>SEE STRUCTURAL FOR ROOF FRAMING SYSTEM</p> | | | |
| SCALE | HORIZONTAL: -- | VERTICAL: -- | | | | | |
| DATUM | | | | | | | |

OH COOLING DOOR SILL

2

SCUPPER CONDUCTOR HEAD SECTION AND SCUPPER OVERFLOW ELEVATION

4

| | | | |
|---------------------|---------------|-------------|-------------|
| CONSTRUCTION RECORD | | AS-BUILT | |
| CONTRACTOR: | SIGNED: | DATE: | DISCIPLINE: |
| INSPECTOR: | PRINTED NAME: | ARCHITECT.: | EXPIRATION: |
| DATE COMPLETED: | | | |



**Platt/Whitelaw
Architects, Inc.**
4034 30TH STREET
SAN DIEGO, CALIFORNIA
92104



CASA CASILLAS ARTIST SPACE
50 4th AVENUE, CHULA VISTA, CA
EXTERIOR DETAILS



CITY OF CHULA VISTA
PUBLIC WORKS
1800 MAXWELL ROAD,
CHULA VISTA, CA
WWW.CHULAVISTACA.GOV

RESPONSIBLE CHARGE OF WORK: DATE: 12/23/2022

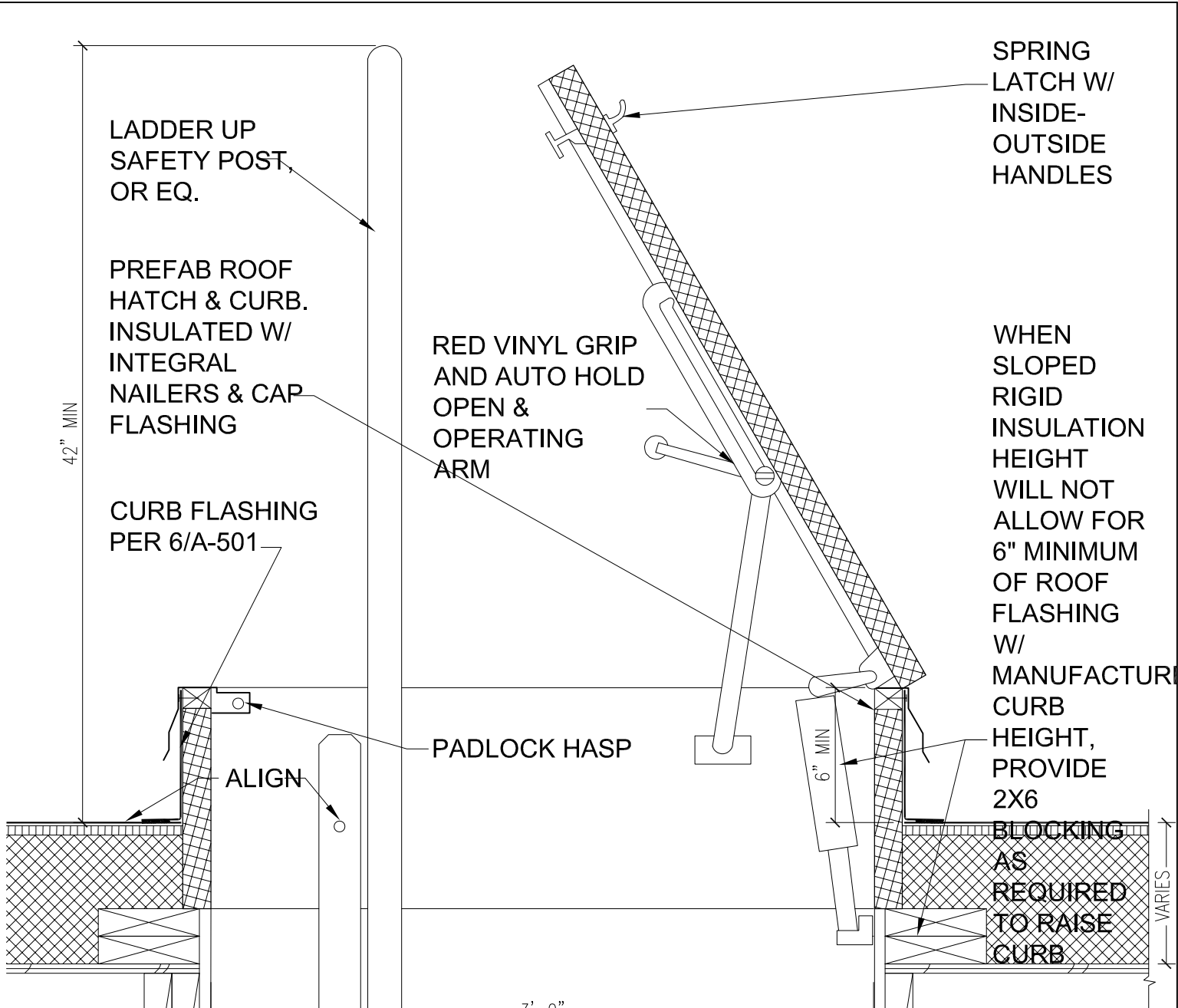
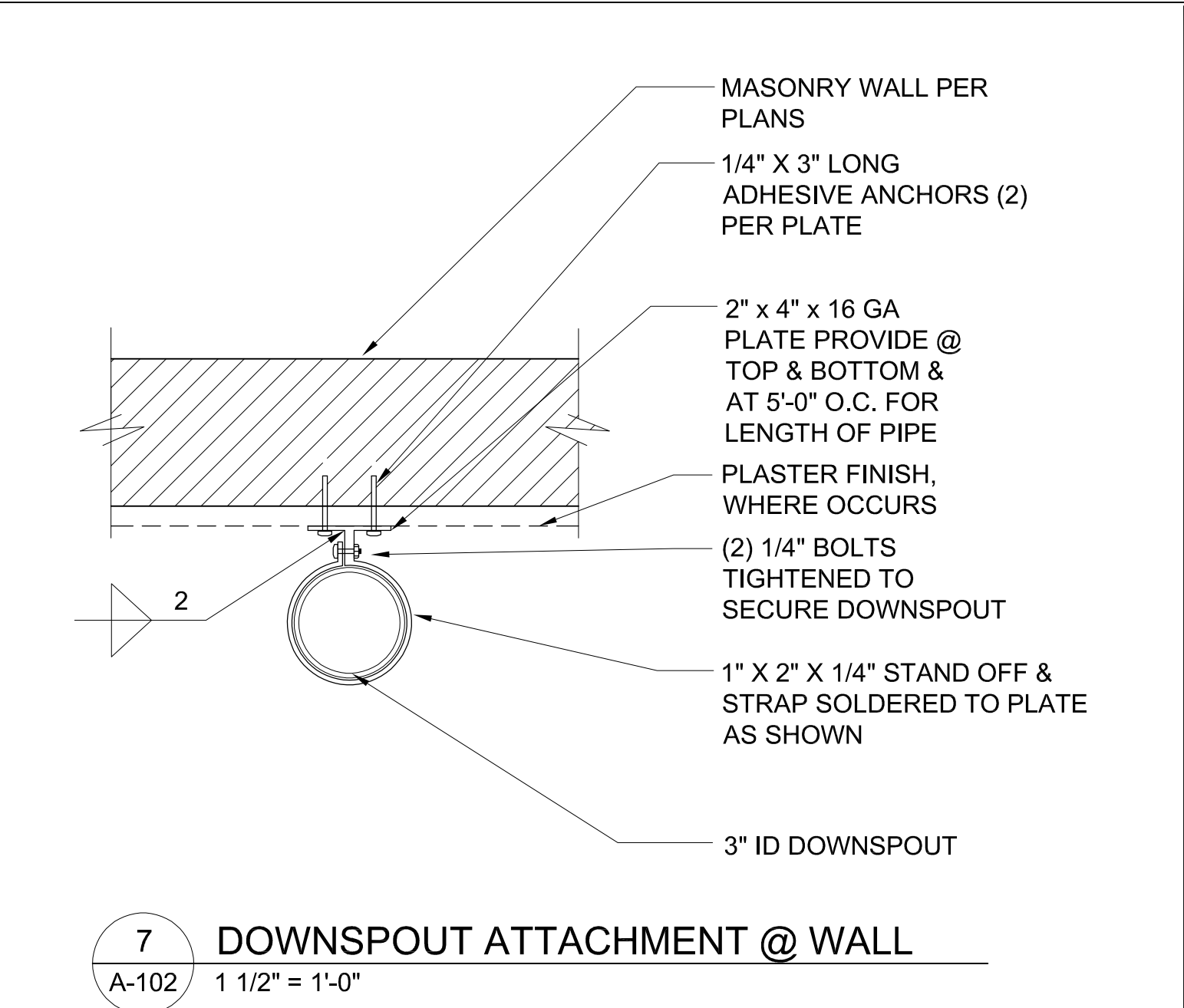
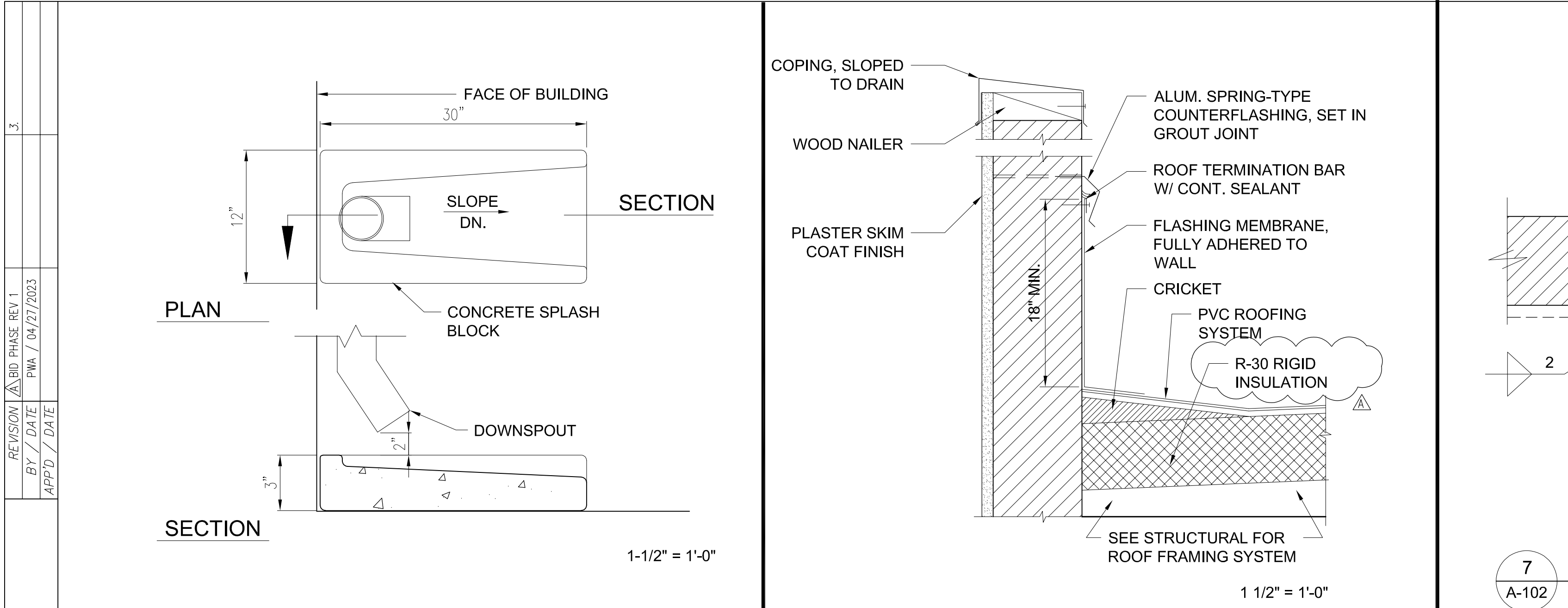
APPROVED BY:

DATE: _____

DRAWING NO.

Naveen H. Waney, AIA
Architect of Record

A-500



SPLASH BLOCK

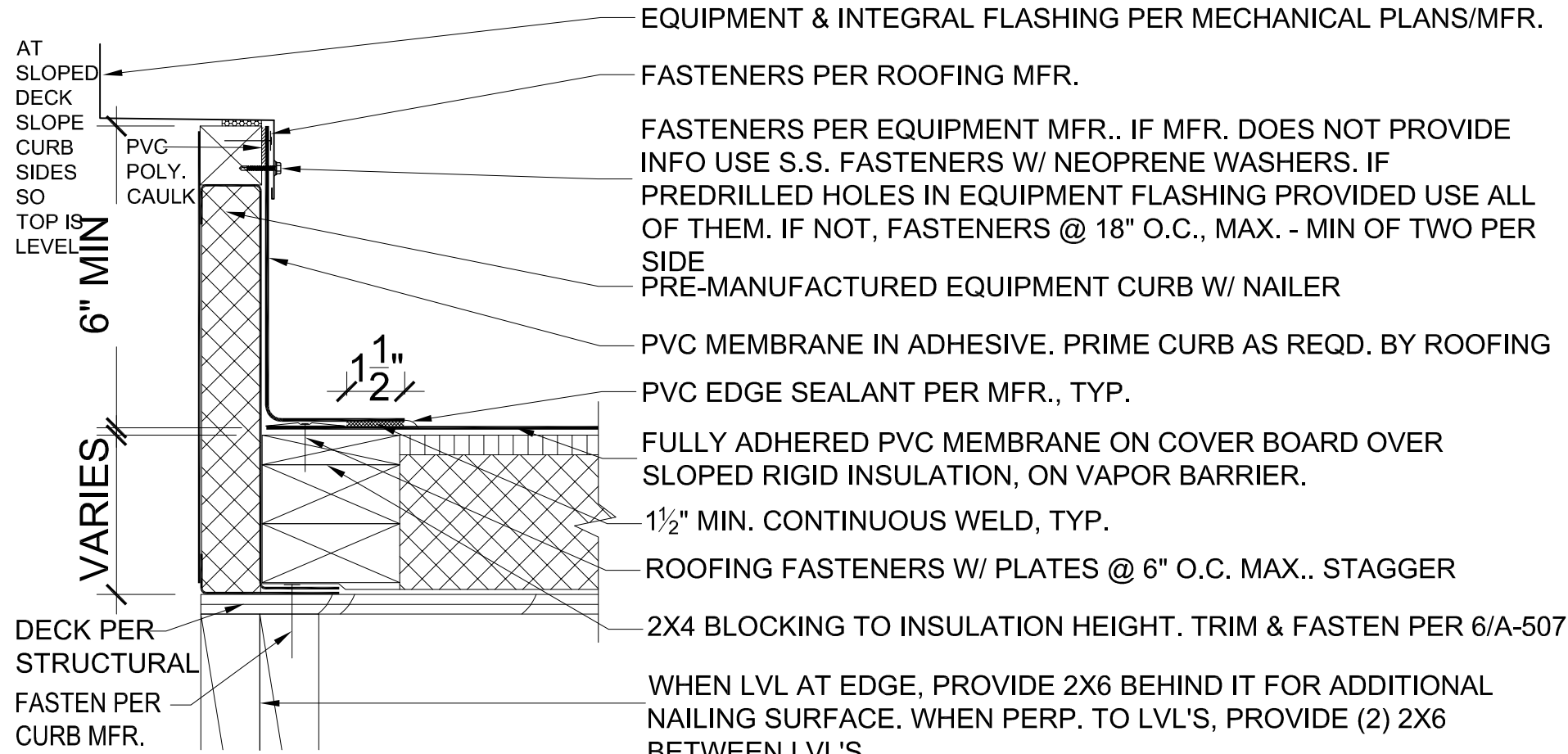
5

PARAPET FLASHING

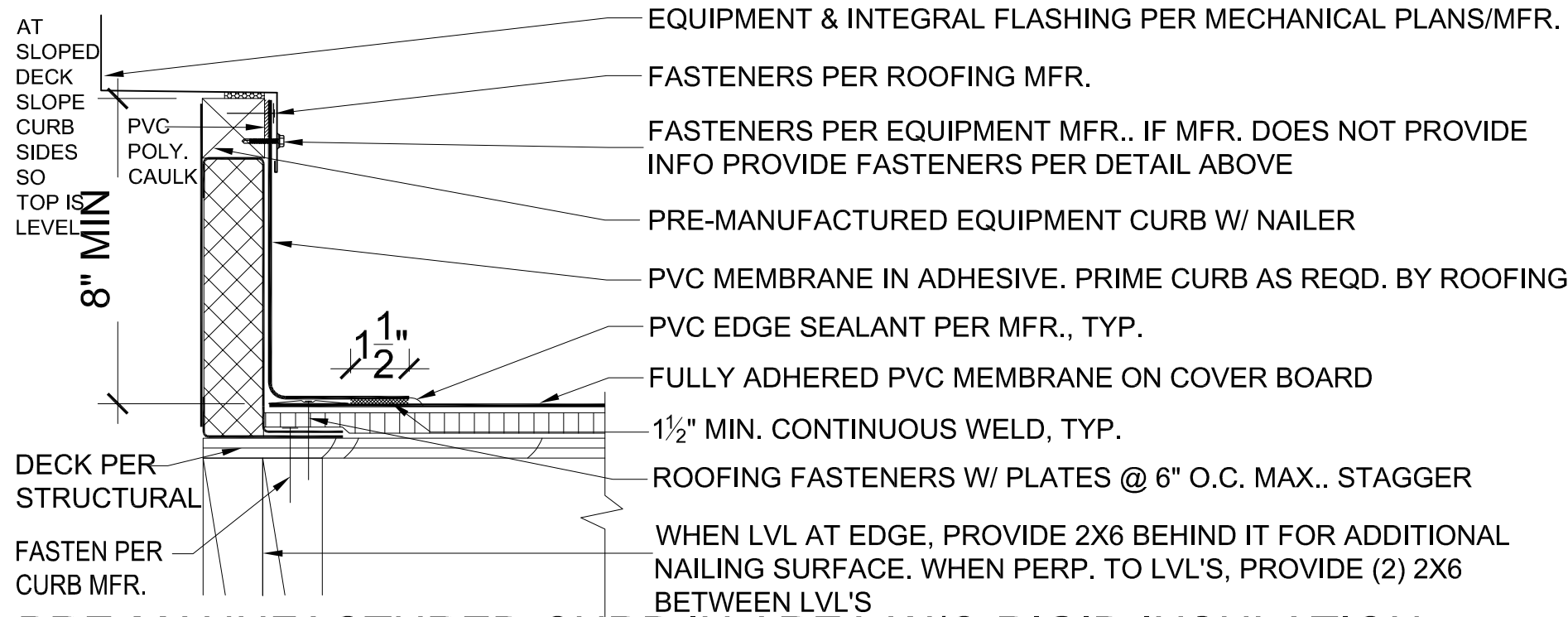
4

DOWNSPOUT ATTACHMENT & WALL

3



PRE-MANUFACTURED CURB IN AREA W/ RIGID INSULATION



PRE-MANUFACTURED CURB IN AREA W/O RIGID INSULATION

SNAP ON ALUM. COPING SYSTEM W/ S.S. PRESSURE CLIPS, NEOPRENE WASHERS/STRIPS BETWEEN COVER & SPLICE PLATES (JM PRESTO LOCK, OR EQ.). FASTEN PER MFR. COLOR TBD BY ARCHITECT FROM FULL RANGE.

2X10 WOOD BLOCKING, CUT TO FIT PARAPET WIDTH. FASTEN INTO CMU WALL W/ 1/2" DIA. HILTI KB-3 @ 32" O.C., MAX. (ICC ESR 1385). ROUTE BLOCKING SO FASTENER HEADS RECESSED.

FASTEN PER ROOFING MFR.

FULLY ADHERED PVC MEMBRANE FLASHING. FILL JOINTS IN CMU & PREP/PRIME PER MFR.. TURN OVER BLOCKING & LAP OVER CMU ON OPPOSITE SIDE OF PARAPET.

FULLY ADHERED PVC MEMBRANE. TURN UP 2" @ PARAPET

COVERBOARD

FASTENERS THRU MTL. FASTENING STRIP PER ROOFING MFR.

SLOPED RIGID INSULATION

SELF ADHERED VAPOR BARRIER BY ROOFING MFR.. TURN UP 2" @ EDGES & AT PENETRATIONS. PRIME ALL SURFACES PER ROOFING MFR.. ADHERE RIGID INSUL. TO VAPOR BARRIER USING 2 PART UIA. SHEATHING & FRAMING PER STRUCTURAL

SCALE: 3" = 1'-0"

CURB

6


TYPICAL PARAPET

2

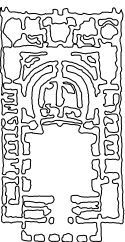
ROOF LADDER

1

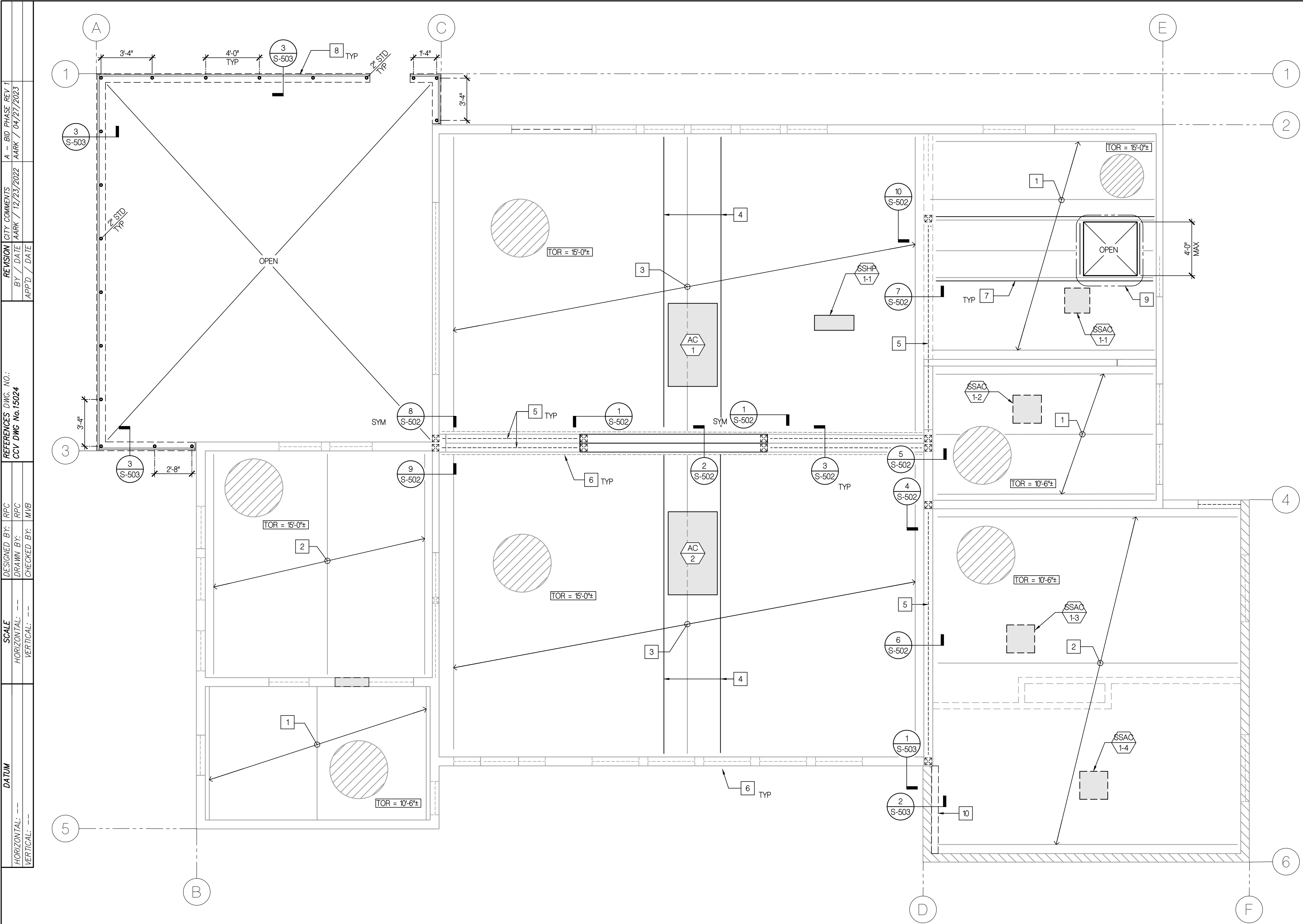
| CONSTRUCTION RECORD | | AS-BUILT | |
|---------------------|---------------|-------------|-------------|
| CONTRACTOR: | SIGNED: | DATE: | DISCIPLINE: |
| INSPECTOR: | PRINTED NAME: | ARCHITECT.: | EXPIRATION: |
| DATE COMPLETED: | | | |



Platt/Whitelaw
Architects, Inc.
4034 30TH STREET
SAN DIEGO, CALIFORNIA
92104



| CASA CASILLAS ARTIST SPACE 50 4th AVENUE, CHULA VISTA, CA ROOF DETAILS | | | |
|--|--|----------------------|------------|
| RESPONSIBLE CHARGE OF WORK: DATE: 12/23/2022 | | APPROVED BY: | DATE: ---- |
| Naveen H. Waney, AIA Architect of Record | | | |
| CITY OF CHULA VISTA PUBLIC WORKS 1800 MAXWELL ROAD, CHULA VISTA, CA WWW.CHULAVISTACA.GOV | | DRAWING NO. A-501 | |



KEYNOTES

- EXIST 2x10 JOISTS @ 16" OC (FV)
- EXIST 2x12 CEILING RAFTERS @ 16" OC (FV)
- EXIST 2x14 CEILING RAFTERS @ 16" OC
- 2x14 W/ 1 LUS 2x10 EA END @ LONG SIDE OF ROOFTOP EQUIPMENT CURB
- 5 1/2 x 15' 24F-V4 GLB
- EXIST 1/8" DIAG WALL SHTG ABOVE WALL OPNGS
- 2x10 SISTERED TO EXIST JST PER DET 5 ON SHT S-002
- C4x5.4 CHANNEL SUPPORTING METAL WALL PANEL
- ROOF OPENING PER DET 11 ON SHT S-002
- 6" CONC WALL PER DET 4 ON SHT S-001

LEGEND

- INDICATES EXISTING STRUCTURAL (BEARING AND/OR SHEAR) WALL FRAMED WITH 2x6 STUDS @ 16" OC UON
- INDICATES STRUCTURAL (BEARING AND/OR SHEAR) WALL FRAMED WITH 2x6 STUDS @ 16" ON CENTER (SEE DET 4 ON SHT S03)
- INDICATES WOOD FRAMING IN-FILL PER DET 4 ON SHT S03
- INDICATES EXISTING CMU WALL
- INDICATES NEW OPENING IN EXISTING WALL BELOW PER DET 4 ON SHT S03
- INDICATES NEW OPENING IN NEW (BEARING AND/OR SHEAR) WALL BELOW PER DET 4 ON SHT S03
- INDICATES EXISTING OPENING IN EXISTING WALL BELOW
- INDICATES EXISTING POST BELOW
- INDICATES POST BELOW
- INDICATES EXISTING 1/8" DIAGONAL ROOF SHTG. TOP OF ROOF (TOR) ELEVATION INDICATED IN BOXED TEXT
- INDICATES NEW STEEL PIPE AND SIZE

ROOF FRAMING PLAN NOTES

- SEE ARCHITECTURAL FOR ALL DIMENSIONS NOT SPECIFIED.
- SPLICE ALL DOUBLE TOP PLATES PER MARK 'A' IN DETAIL 4 ON SHEET S-003, UNLESS OTHERWISE NOTED.

EQUIPMENT SCHEDULE

| EQUIPMENT | TOTAL WEIGHT (LBS) | DETAIL | COMMENTS |
|--|--------------------|-------------------|-----------------------------|
| SSAC 1-1, SSAC 1-2, SSAC 1-3, SSAC 1-4 | 46 | DETAIL 5 ON S-503 | SUSPENDED FROM ROOF FRAMING |
| AC 1, AC 2 | 607 | DETAIL 6 ON S-503 | MOUNTED ON ROOF |
| SSHA 1-1 | 220 | DETAIL 4 ON S-503 | MOUNTED ON ROOF |

| CONSTRUCTION RECORD | | AS-BUILT | |
|---------------------|---------------|------------|-------------|
| CONTRACTOR: | SIGNED: | DATE: | DISCIPLINE: |
| INSPECTOR: | PRINTED NAME: | ARCHITECT: | EXPIRATION: |
| DATE COMPLETED: | | | |

aark engineering inc.

1870 Cordell Court
Suite 202
El Cajon, CA 92020
tel 619 312 6336
aarkengineering.com



Platt/Whitelaw
Architects, Inc.
4034 30TH STREET
SAN DIEGO, CALIFORNIA
92104



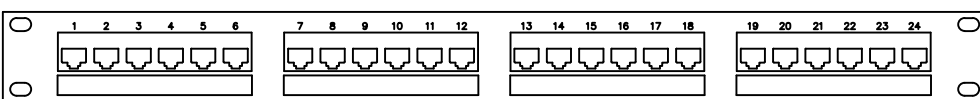
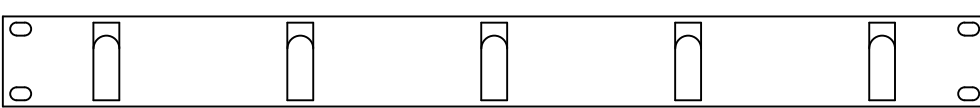

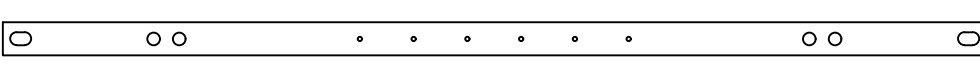
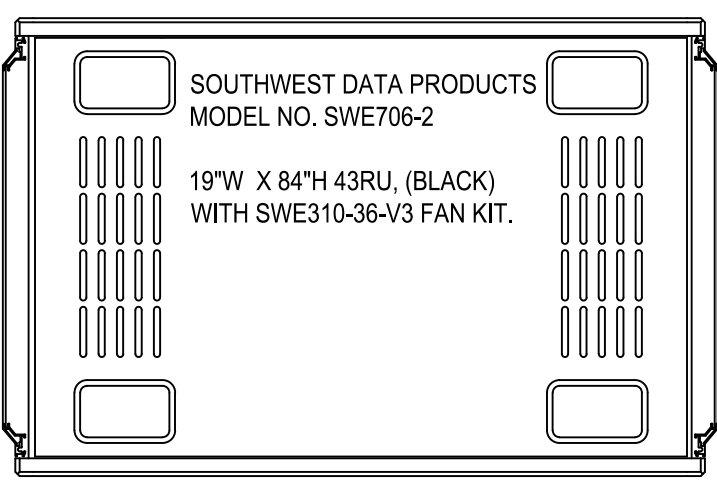

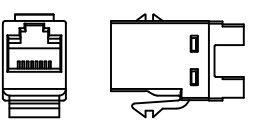
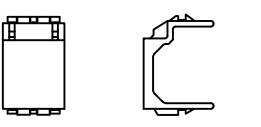
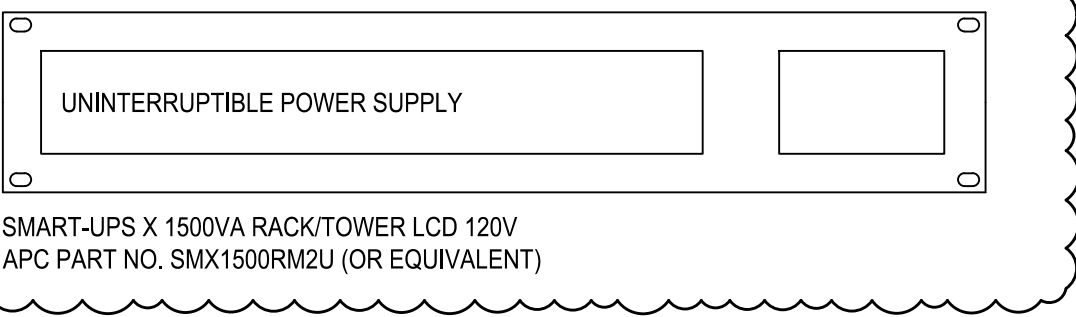
CASA CASILLAS ARTIST SPACE
50 4th AVENUE, CHULA VISTA, CA
ROOF FRAMING PLAN

| | | |
|--|-------------------------------|---|
| RESPONSIBLE CHARGE OF WORK: DATE: 12/23/2022 | APPROVED BY: DATE: 12/23/2022 | CITY OF CHULA VISTA PUBLIC WORKS 1800 MAXWELL ROAD, CHULA VISTA, CA WWW.CHULAVISTA.CA.GOV |
| MARK VAN BIBBER, SE STRUCTURAL ENGINEER OF RECORD | | DRAWING NO. S-102 |

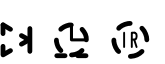













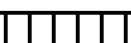



C:\KRAUT\04\26\2023 - 4:54PM - J:\21035\035.S01\TADAPPH03\035.S01\TADAPPH03\035.S01 E-003 TECHNOLOGY MATERIAL LIST AND SYMBOL LEGEND.dwg

| | | |
|---|--------------|--------------------|
| 3. | 2. | 1. |
| REVISION | Δ | BID PHASE REV 1 |
| BY / DATE | | 04/27/2023 |
| APPD / DATE | | |
| REFERENCES DWG. NO.: | DESIGNED BY: | SCALE |
| CCV DWG No. 15024 | MB | HORIZONTAL: 1"=20" |
| | MB | VERTICAL: 1"=4" |
| | GT | |
| DATUM | | |
| HORIZONTAL: CCS '83 ZONE 6, EPOCH 1991.35 | | |
| VERTICAL: NAVD83 | | |

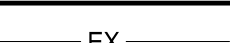
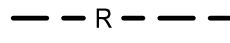
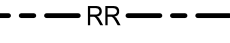
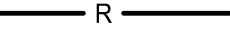

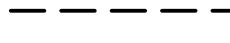
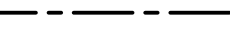
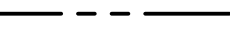
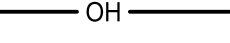









TECHNOLOGY MATERIAL LIST

| | | |
|---|---|--|
| 1 |  | CATEGORY 6 24 PORT PATCH PANEL |
| 2 |  | 1 RU HORIZONTAL CABLE MANAGEMENT PANEL |
| 3 |  | POWER STRIP SURGE SUPPRESSOR (2) 15A 120V NEMA 5-15R, (10) 20A 120V NEMA 5-20R RECEPTACLES |
| 4 |  | 3/16" THICK x 3/4"H x 19"W HORIZONTAL HARD-DRAWN ELECTROLYTIC TOUGH PITCH 110 ALLOY COPPER RACK BONDING BUSBAR (OR EQUIVALENT) |
| 5 |  | SOUTHWEST DATA PRODUCTS MODEL NO. SWE706-2 19"W X 84"H 43RU, (BLACK) WITH SWE310-36-V3 FAN KIT. |
| 6 |  | STAINLESS STEEL TELECOMMUNICATIONS OUTLET FACEPLATE (PORT COUNT SHALL MATCH CATEGORY 6 PORT QUANTITY) |
| 7 |  | CATEGORY 6 TELECOMMUNICATIONS JACK (RJ45) (BLUE) |
| 8 |  | BLANK MULTI-MEDIA INSERT (COLOR SHALL MATCH ADJACENT ELECTRICAL WIRING DEVICE) |
| 9 |  | UNINTERRUPTIBLE POWER SUPPLY SMART-UPS X 1500VA RACK/TOWER LCD 120V APC PART NO. SMX1500RM2U (OR EQUIVALENT) |


TECHNOLOGY LEGEND

| SYMBOL | DESCRIPTION |
|---|--|
|  | DASHED SYMBOL INDICATES EXISTING OUTLET, DEVICE OR EQUIPMENT TO BE REMOVED U.O.N. |
|  | FINE-LINED SYMBOL INDICATES EXISTING OUTLET, DEVICE OR EQUIPMENT TO REMAIN U.O.N. |
|  | TELECOMMUNICATIONS OUTLET (DATA ONLY), WALL MOUNTED AT +18" AFF U.O.N., NUMBER INDICATES QUANTITY OF CATEGORY 6 PORTS. |
|  | TELECOMMUNICATIONS OUTLET (DATA ONLY), MOUNTED WITHIN CEILING SPACE. NUMBER INDICATES QUANTITY OF CATEGORY 6 PORTS. |
|  | INTRUSION SYSTEM KEYPAD, WALL MOUNTED AT +42" AFF U.O.N. |
|  | INTRUSION SYSTEM MOTION DETECTOR, 360° PASSIVE INFRARED DETECTION, CEILING MOUNTED. |
|  | DOOR CONTACT, DOUBLE POLE/DOUBLE THROW, FLUSH IN DOOR FRAME U.O.N. |
|  | JUNCTION BOX. SIZED PER CEC, U.O.N. |
|  | WALL MOUNTED JUNCTION BOX. SIZED PER CEC, U.O.N. |
|  | GROUND CONNECTION OR GROUNDING ELECTRODE |
|  | TELEPHONE OR DATA BACKBOARD, FIRE RESISTANT PLYWOOD. |
|  | MAIN DISTRIBUTION FRAME OR INTERMEDIATE DISTRIBUTION FRAME. |
|  | PROVISIONS FOR AN OWNER FURNISHED, CONTRACTOR INSTALLED CLOSED CIRCUIT TELEVISION SYSTEM SECURITY CAMERA. FIELD COORDINATE JUNCTION BOX TYPE WITH OWNER. |
|  | PROVISIONS FOR AN OWNER FURNISHED, OWNER INSTALLED WIRELESS ACCESS POINT. |
|  | OPEN LADDER TRAY. |
|  | COMMUNICATIONS PULLBOX WITH SCREW COVER, SIZED PER ANSI TIA-569-E. |
|  | COMMUNICATIONS PULLBOX, TYPE NEMA 3R. |
|  | COMMUNICATIONS HANDHOLE, MOUNTED FLUSH WITH GRADE. |


TECHNOLOGY LEGEND

| SYMBOL | DESCRIPTION |
|---|---|
|  | EXISTING CONDUIT TO REMAIN. |
|  | SLAB OR UNDERGROUND CONDUIT AND WIRING TO BE REMOVED. |
|  | SURFACE RACEWAY AND WIRING TO BE REMOVED. |
|  | CONDUIT AND WIRING TO BE REMOVED. |
|  | CONDUIT CONCEALED IN WALL OR CEILING SPACE. |
|  | CONDUIT CONCEALED UNDER FLOOR SLAB OR UNDERGROUND. |
|  | CONDUIT INSTALLED EXPOSED. |
|  | CONDUIT INSTALLED IN RAISED ACCESS FLOOR SPACE. |
|  | OVERHEAD DISTRIBUTION LINES. |
|  | CONDUIT TURNED UP. |
|  | CONDUIT TURNED DOWN. |
|  | CONDUIT STUB-OUT TERMINATION. |
|  | CONDUIT STUBBED UP AND CAPPED IN CEILING SPACE. |
|  | CONDUIT SLEEVE(S) IN ACCESSIBLE CEILING SPACE. |
|  | CONDUIT CONTINUATION. |
|  | INDICATES DETAIL '1' ON SHEET ET501 (TYPICAL). |
|  | MATERIAL SHOWN WITH CORRESPONDING NUMBER FROM MATERIAL LIST, SHALL BE PROVIDED BY CONTRACTOR. |
|  | KEYNOTE REFERENCE (TYPICAL). |

| | | | |
|---------------------|---------------|------------|-------------|
| CONSTRUCTION RECORD | AS-BUILT | | |
| CONTRACTOR: | SIGNED: | DATE: | DISCIPLINE: |
| INSPECTOR: | PRINTED NAME: | ARCHITECT: | EXPIRATION: |
| DATE COMPLETED: | | | |

**TURPIN & RATTAN**
ENGINEERING, INC.
CONSULTING ENGINEERS
4719 PALM AVENUE
LA MESA, CA 91941 • 5221
619 / 466 / 6224 FAX 466 / 6233
E-MAIL: ENGINEER@TREISD.COM

TREI # 21035.S01
C:\KRAUT\04\26\23 - 4:54PM


11/11/22

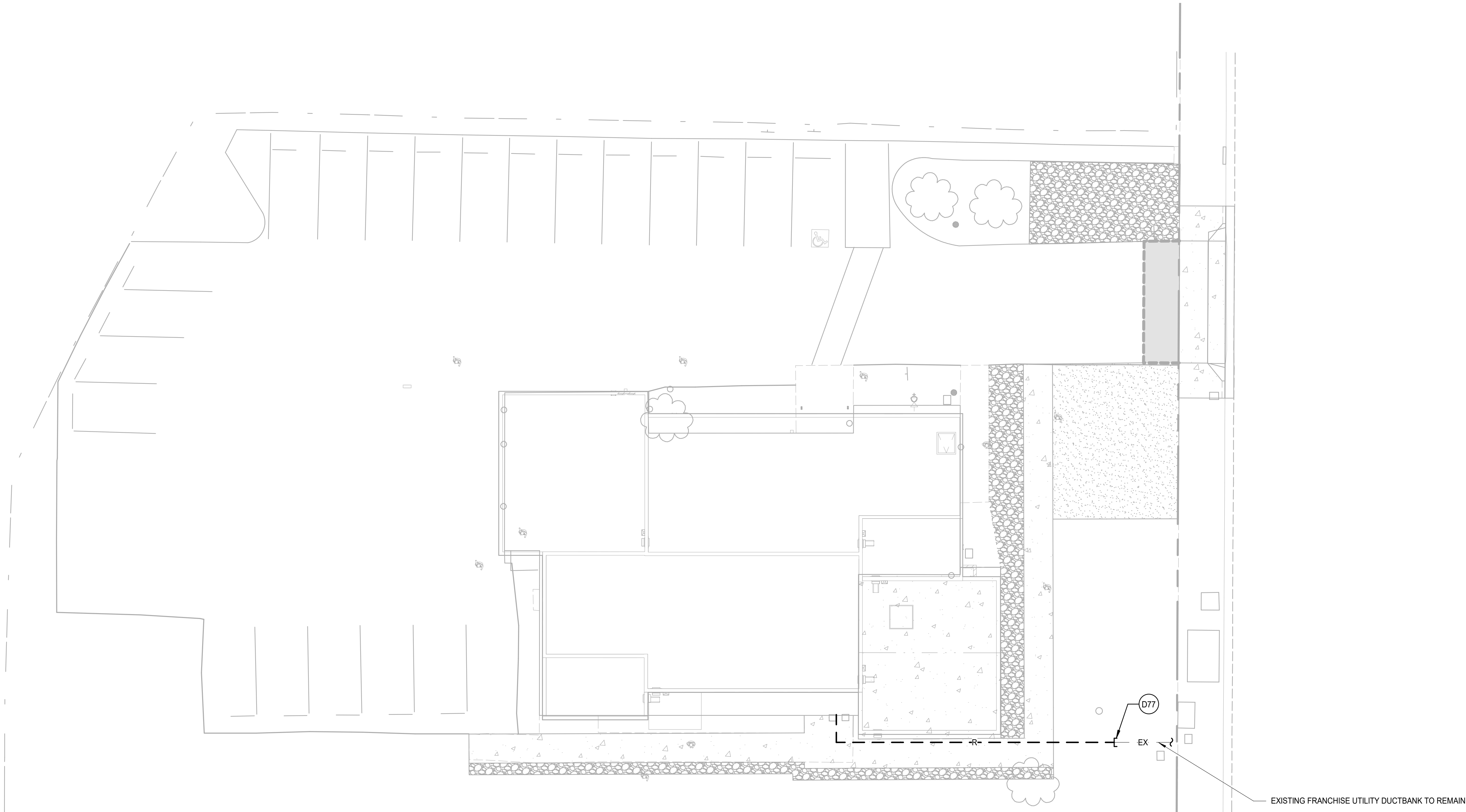
Platt/Whitelaw
Architects, Inc.

4034 30TH STREET
SAN DIEGO, CALIFORNIA
92104



| CASA CASILLAS ARTIST SPACE 50 4TH AVENUE. CHULA VISTA, CA TECHNOLOGY MATERIAL LIST AND SYMBOL LEGEND | | | |
|--|--|--------------|-------------|
| RESPONSIBLE CHARGE OF WORK: DATE:12/23/2022 | | APPROVED BY: | DRAWING NO. |
| DALE FRANCHAK, P.E. ELECTRICAL ENGINEER | | DATE: | E-003 |

| DATUM | SCALE | DESIGNED BY: | REFERENCES DWG. NO.: | REVISION | 1. CITY COMMENTS | BID PHASE REV 1 |
|--|---------------------------------------|-----------------------|----------------------|--------------------------|------------------|-----------------|
| | | | | | | |
| HORIZONTAL: CCS 83 ZONE 6, EPOCH 1991.35 VERTICAL: NAVD88 | HORIZONTAL: 1"=20' VERTICAL: 1"=4' | MB DESIGNED BY: GT | CCV DWG No. 15024 | BY / DATE APPD / DATE | | 04/27/2023 |



1 TECHNOLOGY DEMOLITION SITE PLAN
SCALE: 3/32" = 1'-0"

| KEYNOTES | |
|----------|--|
| D77 | CUT, CAP AND PROTECT IN PLACE FOR RE-CONNECTION. REFER TO SHEET E-204 FOR ADDITIONAL REQUIREMENTS. |

| CONSTRUCTION RECORD | | AS-BUILT | |
|---------------------|---------------|----------------|-------------|
| CONTRACTOR: | SIGNED: | DATE: | DISCIPLINE: |
| INSPECTOR: | PRINTED NAME: | ARCHITECT NO.: | EXPIRATION: |
| DATE COMPLETED: | | | |

TURPIN & RATTAN
ENGINEERING, INC.
CONSULTING ENGINEERS
4719 PALM AVENUE
LA MESA, CA 91941 • 5221
619 / 466 / 6224 FAX 466 / 6235
E-MAIL: ENGINEER@TREISO.COM
TREI # 21035.S01
4/26/2023 4:55:38 PM

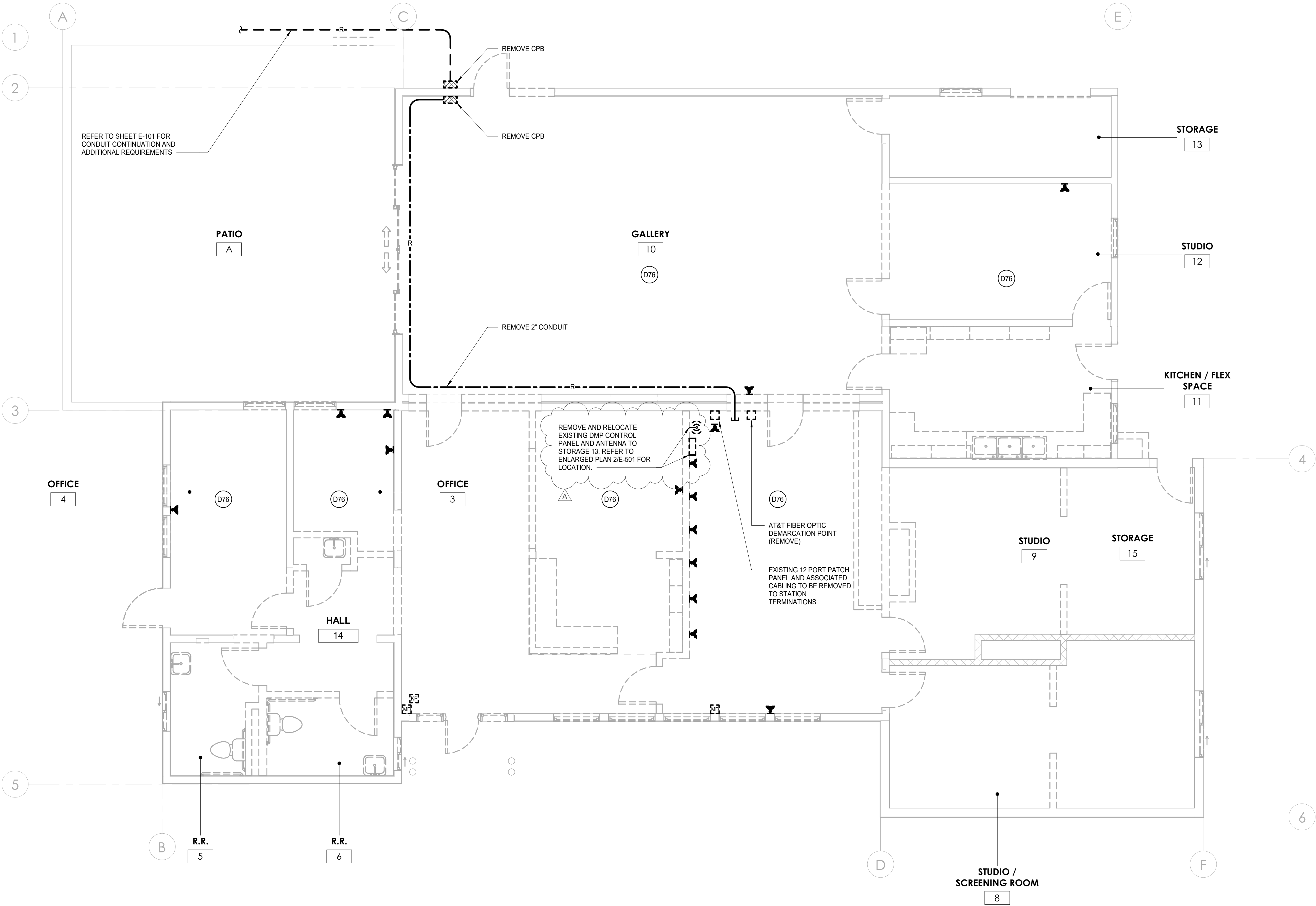
REGISTERED PROFESSIONAL ENGINEER
DALE M. FRANCHAK
11533
exp. 6/30/24
STATE OF CALIFORNIA
11/11/22

Platt/Whitelaw
Architects, Inc.

4034 30TH STREET
SAN DIEGO, CALIFORNIA
92104

| CASA CASILLAS ARTIST SPACE 50 4TH AVENUE, CHULA VISTA, CA TECHNOLOGY DEMOLITION SITE PLAN | | | |
|---|--|--------------|--|
| RESPONSIBLE CHARGE OF WORK: DATE:12/23/2022 | | APPROVED BY: | CITY OF CHULA VISTA PUBLIC WORKS 1800 MAXWELL ROAD, CHULA VISTA, CA WWW.CHULAVISTACA.GOV |
| DALE FRANCHAK, P.E. ELECTRICAL ENGINEER | | DATE: | DRAWING NO. E-101 |

| | | |
|----------------------|---|------------------|
| 1. CITY COMMENTS | BID PHASE REV 1 3. | |
| | BY / DATE | 04/27/2023 |
| REFERENCES DWG. NO.: | MB | MB |
| | CCV DWG No. 15024 | GT |
| SCALE | HORIZONTAL: 1"=20' | VERTICAL: 1"=4' |
| | HORIZONTAL: CCS '83 ZONE 6, EPOCH 1981.35 | VERTICAL: NAVD88 |
| DATUM | DESIGNED BY: | DESIGNED BY: |
| | MB | GT |



| KEYNOTES | |
|----------|--|
| D76 | REMOVE ALL LOW VOLTAGE COMPONENTS, ASSOCIATED PATHWAYS, AND RELATED CABLING WITHIN THE AREA OF DEMOLITION TO SOURCE TERMINATIONS. RETURN ACTIVE AND PASSIVE TECHNOLOGY EQUIPMENT TO THE OWNER FOR RETENTION OR DISPOSAL. |

| SHEET NOTES | |
|-------------|--|
| 1. | IN-FILL, PATCH, TEXTURE AND PAINT ALL SURFACES AFFECTED BY DEMOLITION AS REQUIRED TO MATCH THE ADJACENT SURFACE. |

1


TECHNOLOGY DEMOLITION FLOOR PLAN


SCALE: 1/4" = 1'-0"

0 1' 2' 4' 8' 12'

SCALE: 1/4"=1'-0"

| CONSTRUCTION RECORD | | AS-BUILT | |
|---------------------|---------------|----------------|-------------|
| CONTRACTOR: | SIGNED: | DATE: | DISCIPLINE: |
| INSPECTOR: | PRINTED NAME: | ARCHITECT NO.: | EXPIRATION: |
| DATE COMPLETED: | | | |

**TURPIN & RATTAN**
ENGINEERING, INC.
CONSULTING ENGINEERS
4719 PALM AVENUE
LA MESA, CA 91941 • 5221
619 / 466 / 6224 FAX 466 / 6233
E-MAIL: ENGINEER@TREISO.COM
TREI # 21035.S01
4/26/2023 4:55:38 PM



Platt/Whitelaw
Architects, Inc.
4034 30TH STREET
SAN DIEGO, CALIFORNIA
92104

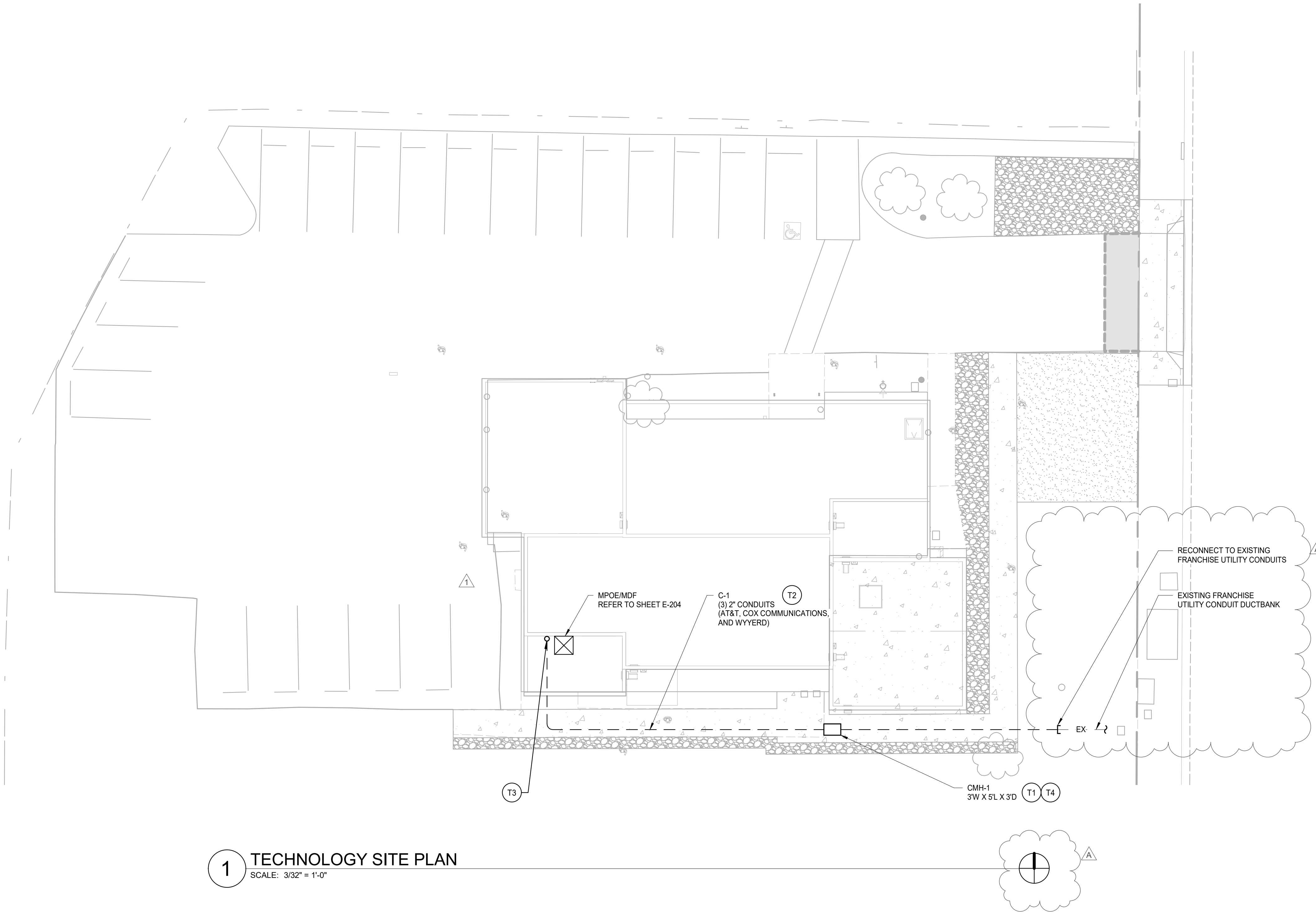


| CASA CASILLAS ARTIST SPACE 50 4TH AVENUE. CHULA VISTA, CA TECHNOLOGY DEMOLITION FLOOR PLAN | | | |
|--|--|--------------|-------------|
| RESPONSIBLE CHARGE OF WORK: DATE:12/23/2022 | | APPROVED BY: | DRAWING NO. |
| DALE FRANCHAK, P.E. ELECTRICAL ENGINEER | | DATE: | E-103 |

**CITY OF
CHULA VISTA**

CITY OF CHULA VISTA
PUBLIC WORKS
1800 MAXWELL ROAD,
CHULA VISTA, CA
WWW.CHULAVISTACA.GOV

| DATUM | SCALE | DESIGNED BY: | REFERENCES DWG. NO.: | REVISION | 1. CITY COMMENTS | BID PHASE REV 1 |
|--|---------------------------------------|-----------------------|----------------------|--------------------------|------------------|-----------------|
| | | | | | | |
| HORIZONTAL: CCS 83 ZONE 6, EPOCH 1991.35 VERTICAL: NAVD88 | HORIZONTAL: 1"=20' VERTICAL: 1"=4' | MB DESIGNED BY: GT | CCV DWG No. 15024 | BY / DATE APPD / DATE | | 04/27/2023 |



1 TECHNOLOGY SITE PLAN
SCALE: 3/32" = 1'-0"

| KEYNOTES | |
|----------|--|
| T1 | REFER TO 1/E-301 FOR COMMUNICATIONS MAINTENANCE HOLE INSTALLATION DETAILS AND ADDITIONAL REQUIREMENTS. |
| T2 | REFER TO 2/E-301 FOR COMMUNICATIONS DUCTBANK INSTALLATION DETAIL AND ADDITIONAL REQUIREMENTS. |
| T3 | REFER TO 3/E-301 FOR BELOW GRADE COMMUNICATIONS CONDUIT INSTALLATION DETAILS AND REQUIREMENTS. |
| T4 | REFER TO 1/E-303 FOR COMMUNICATIONS MAINTENANCE HOLE LABELING DETAILS AND ADDITIONAL REQUIREMENTS. |

TRENCH NOTE

- PRIOR TO TRENCHING, COORDINATE EXACT LOCATION, SIZE AND EXTENT OF ALL UTILITIES AND OTHER CONDITIONS WHICH MAY AFFECT THE PROPOSED WORK UNDER THE PROJECT. TAKE EVERY PRECAUTION TO PREVENT DAMAGE TO EXISTING WORK, INCLUDING HAND DIGGING AROUND EXISTING UTILITIES AND HARDSCAPE FEATURES. ANY DAMAGE TO EXISTING UTILITIES OR STRUCTURES SHALL BE IMMEDIATELY REPAIRED OR REPLACED IN ACCORDANCE WITH THE CLIENT'S DIRECTION AT THE CONTRACTOR'S EXPENSE. CORRDINATE WITH CIVIL AND ARCHIECTECTURAL DRAWINGS.

SHEET NOTES

- COORDINATE THE INSTALLATION OF OWNER FURNISHED EQUIPMENT TO ALLOW COMPLETION OF EACH SYSTEM PRIOR TO AN ACKNOWLEDGEMENT OF SUBSTANTIAL COMPLETION.
- PRIOR TO TRENCHING, COORDINATE EXACT LOCATION, SIZE AND EXTENT OF ALL UTILITIES AND OTHER CONDITIONS WHICH MAY AFFECT THE PROPOSED WORK UNDER THE PROJECT. TAKE EVERY PRECAUTION TO PREVENT DAMAGE TO EXISTING WORK, INCLUDING POTHOLING HAND DIGGING AROUND EXISTING UTILITIES AND HARDSCAPE FEATURES. ANY DAMAGE TO EXISTING UTILITIES OR STRUCTURES SHALL BE IMMEDIATELY REPAIRED OR REPLACED IN ACCORDANCE WITH THE OWNER'S DIRECTION AT THE CONTRACTOR'S EXPENSE. COORDINATE WITH CIVIL AND ARCHITECTURAL DRAWINGS.

| CONSTRUCTION RECORD | | AS-BUILT | |
|---------------------|---------------|----------------|-------------|
| CONTRACTOR: | SIGNED: | DATE: | DISCIPLINE: |
| INSPECTOR: | PRINTED NAME: | ARCHITECT NO.: | EXPIRATION: |
| DATE COMPLETED: | | | |

TURPIN & RATTAN
ENGINEERING, INC.
CONSULTING ENGINEERS
4719 PALM AVENUE
LA MESA, CA 91941 • 5221
619 / 466 / 6224 FAX 466 / 6233
E-MAIL: ENGINEER@TREISO.COM
TREI # 21035.S01
4/26/2023 4:55:39 PM

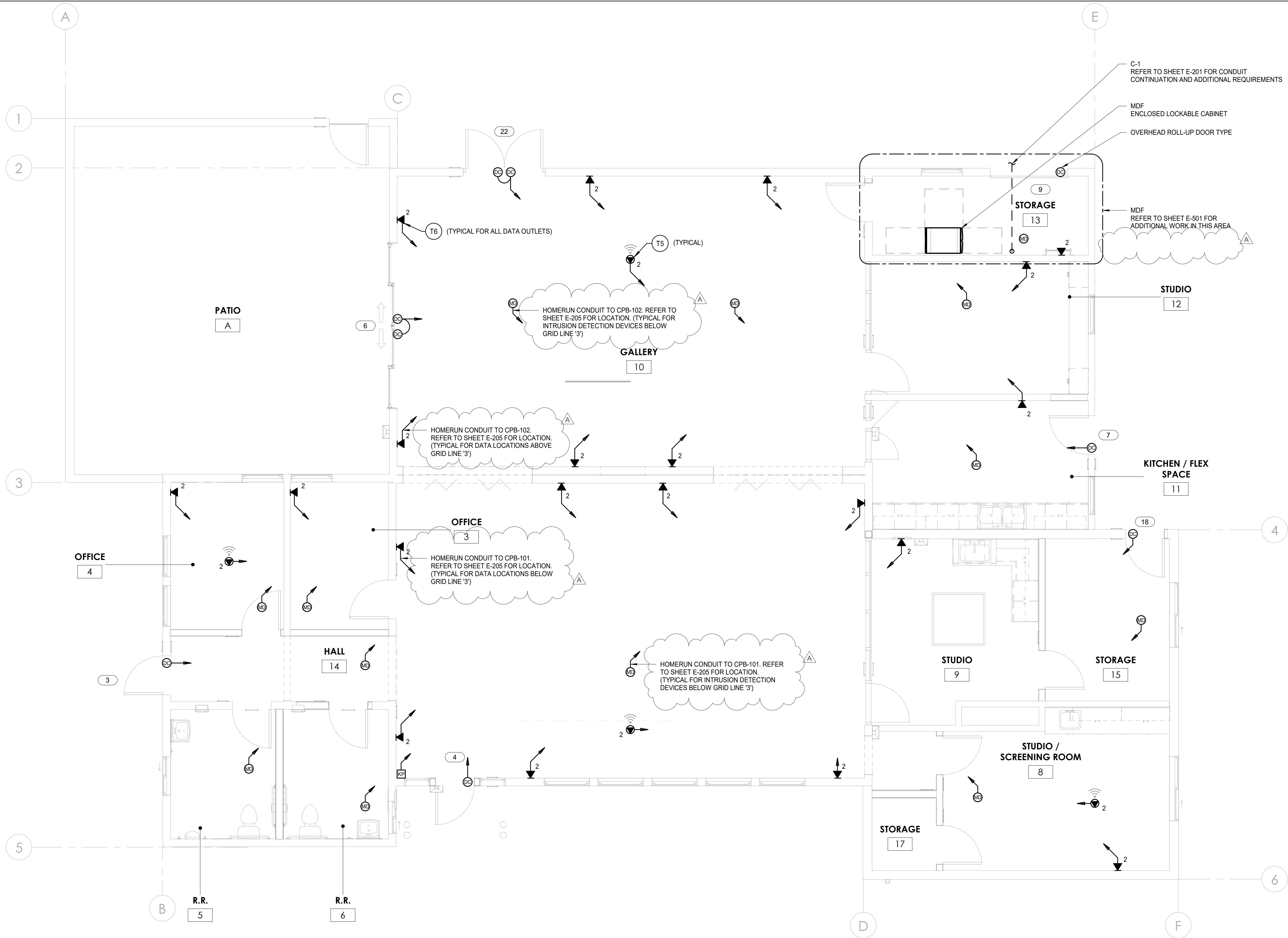
REGISTERED PROFESSIONAL ENGINEER
DALE M. FRANCHAK
11533
exp. 6/30/24
STATE OF CALIFORNIA
11/11/22

Platt/Whitelaw
Architects, Inc.


4034 30TH STREET
SAN DIEGO, CALIFORNIA
92104

| CASA CASILLAS ARTIST SPACE 50 4TH AVENUE, CHULA VISTA, CA TECHNOLOGY SITE PLAN | | | |
|--|--|--------------|-------------|
| RESPONSIBLE CHARGE OF WORK: DATE:12/23/2022 | | APPROVED BY: | DRAWING NO. |
| DALE FRANCHAK, P.E. ELECTRICAL ENGINEER | | DATE: | E-201 |

| | | |
|----------------------|---|--------------|
| 1. CITY COMMENTS | BID PHASE REV 1 3. | |
| | BY / DATE | 04/27/2023 |
| REFERENCES DWG. NO.: | MB | MB |
| | CCV DWG No. 15024 | GT |
| SCALE | DESIGNED BY: | DESIGNED BY: |
| | MB | GT |
| DATUM | HORIZONTAL: CCS '83 ZONE 6, EPOCH 1981.35 | |
| | VERTICAL: NAVD88 | |



| KEYNOTES | |
|----------|--|
| T5 | PROVIDE 2-PORT CEILING MOUNTED DATA OUTLET DESIGNATED FOR WIRELESS ACCESS POINT "WAP". IN AREAS WHERE THE CEILING IS EXPOSED TO STRUCTURE, MOUNT DATA OUTLET TO STRUCTURE. IN AREAS WITH HARD-LID CEILING TYPE, FLUSH MOUNT DATA OUTLET TO HARD-LID CEILING. |
| T6 | REFER TO 3/E-303 FOR TELECOMMUNICATIONS OUTLET LABELING DETAIL AND ADDITIONAL REQUIREMENTS. |



| SHEET NOTES | |
|-------------|---|
| 1. | REFER TO DETAIL 1/E-401 FOR TELECOMMUNICATIONS RISER DIAGRAM. |
| 2. | REFER TO DETAIL 1/E-402 FOR INTRUSION SYSTEM RISER DIAGRAM. |

1 TECHNOLOGY FLOOR PLAN
SCALE: 1/4" = 1'-0"
0 1' 2' 4' 8' 12'
SCALE: 1/4" = 1'-0"

| CONSTRUCTION RECORD | | AS-BUILT | |
|---------------------|---------------|----------------|-------------|
| CONTRACTOR: | SIGNED: | DATE: | DISCIPLINE: |
| INSPECTOR: | PRINTED NAME: | ARCHITECT NO.: | EXPIRATION: |
| DATE COMPLETED: | | | |

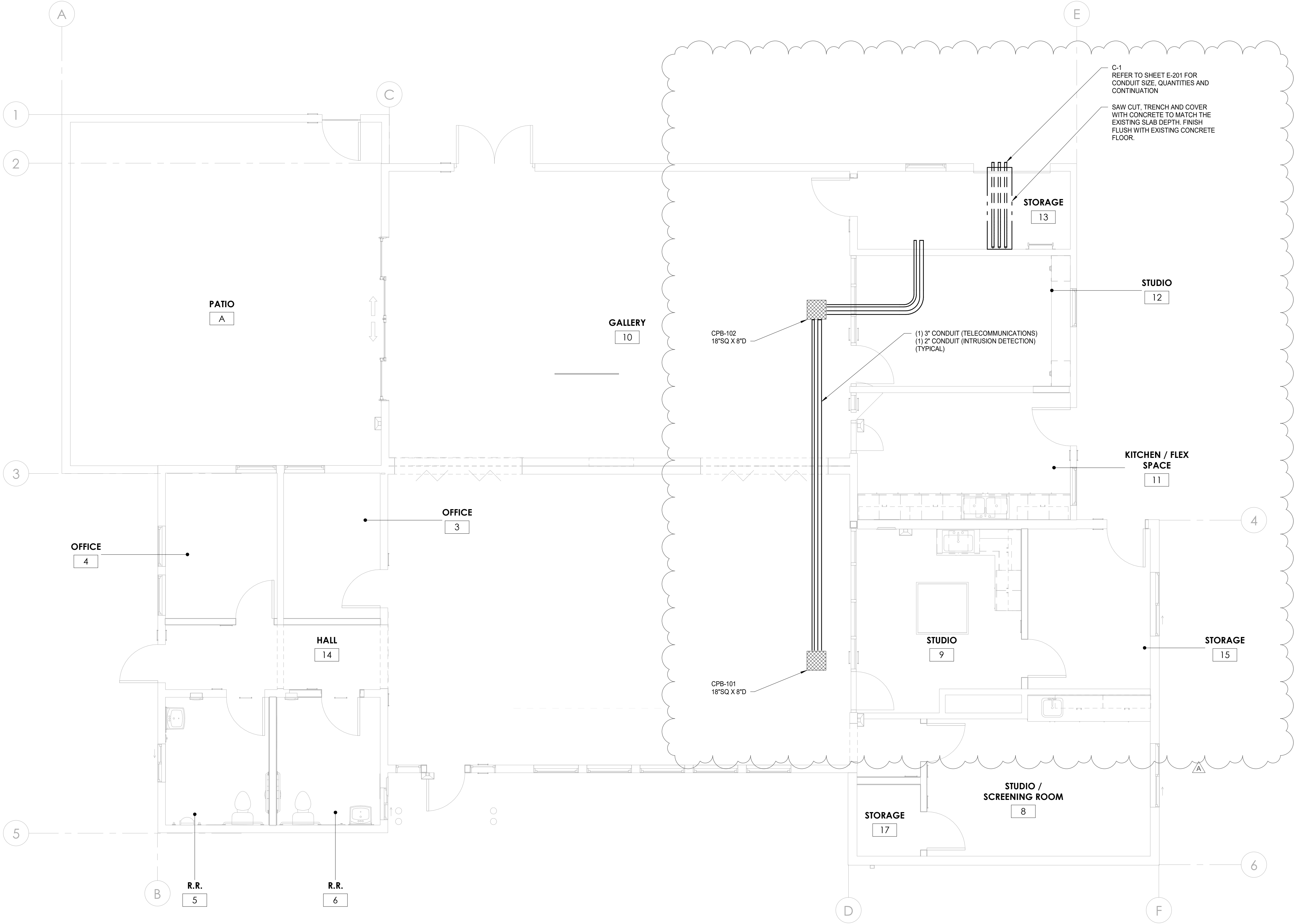
TURPIN & RATTAN
ENGINEERING, INC.
CONSULTING ENGINEERS
4719 PALM AVENUE
LA MESA, CA 91941 • 5221
619 / 466 / 6224 FAX 466 / 6233
E-MAIL: ENGINEER@TREISO.COM
TREI # 21035.S01
4/26/2023 4:55:40 PM

REGISTERED PROFESSIONAL ENGINEER
DALE M. FRANCHAK
11533
exp. 6/30/24
STATE OF CALIFORNIA
11/11/22

Platt/Whitelaw Architects, Inc.
4034 30TH STREET
SAN DIEGO, CALIFORNIA 92104

| CASA CASILLAS ARTIST SPACE 50 4TH AVENUE, CHULA VISTA, CA TECHNOLOGY FLOOR PLAN | | | |
|---|--|--------------|-------------|
| RESPONSIBLE CHARGE OF WORK: DATE:12/23/2022 | | APPROVED BY: | DRAWING NO. |
| DALE FRANCHAK, P.E. ELECTRICAL ENGINEER | | DATE: | E-204 |

| | | |
|----------------------|--|-----------------|
| 1. CITY COMMENTS | BID PHASE REV 1 3. | |
| | BY / DATE | 04/27/2023 |
| REFERENCES DWG. NO.: | MB | MB |
| | DESIGNED BY: | DESIGNED BY: GT |
| SCALE | HORIZONTAL: 1"=20' | |
| | VERTICAL: 1"=4' | |
| DATUM | HORIZONTAL: CCS 83 ZONE 6, EPOCH 1981.35 | |
| | VERTICAL: NAVD88 | |



| |
|----------|
| KEYNOTES |
|----------|

1 TECHNOLOGY PATHWAY PLAN
SCALE: 1/4" = 1'-0"
0 1' 2' 4' 8' 12'
SCALE: 1/4" = 1'-0"

| | | | |
|---------------------|---------------|----------------|-------------|
| CONSTRUCTION RECORD | AS-BUILT | | |
| CONTRACTOR: | SIGNED: | DATE: | DISCIPLINE: |
| INSPECTOR: | PRINTED NAME: | ARCHITECT NO.: | EXPIRATION: |
| DATE COMPLETED: | | | |

TURPIN & RATTAN
ENGINEERING, INC.
CONSULTING ENGINEERS
4719 PALM AVENUE
LA MESA, CA 91941 • 5221
619 / 466 / 6224 FAX 466 / 6233
E-MAIL: ENGINEER@TREISO.COM
TREI # 21035.S01
4/26/2023 4:55:40 PM

DALE M. FRANCHAK
11533
6/30/24
REGISTERED PROFESSIONAL ENGINEER
DALE M. FRANCHAK
STATE OF CALIFORNIA
11/11/22

Platt/Whitelaw
Architects, Inc.

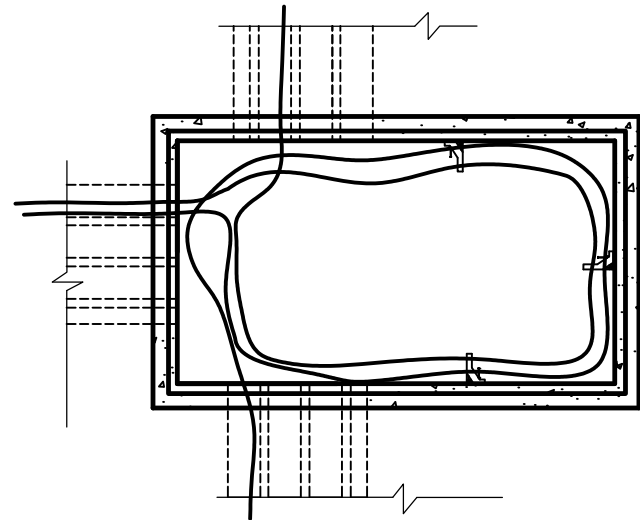
4034 30TH STREET
SAN DIEGO, CALIFORNIA
92104

| | | | |
|---|--|---|---|
| CASA CASILLAS ARTIST SPACE 50 4TH AVENUE. CHULA VISTA, CA TECHNOLOGY PATHWAY PLAN | | | |
| <div>RESPONSIBLE CHARGE OF WORK: DATE:12/23/2022</div> <div>DALE FRANCHAK, P.E. ELECTRICAL ENGINEER</div> | | <div>APPROVED BY:</div> <div></div> <div></div> | <div><div>CITY OF CHULA VISTA PUBLIC WORKS 1800 MAXWELL ROAD, CHULA VISTA, CA WWW.CHULAVISTACA.GOV</div></div> |
| | | | <div><div>DATE: _____</div><div></div></div> <div>DRAWING NO. E-205</div> |

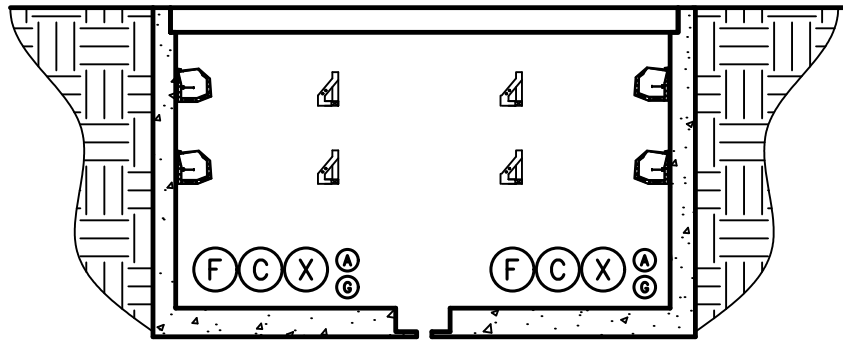
C:\KRAUT\04\26\23 - 4:54PM - J:\2118\0335.S01 - CITY OF CHULA VISTA SOUTH BAY YUCA TENANT IMPROVEMENTS\0335.S01 E-301 TECHNOLOGY DETAILS - PATHWAYS.dwg

| | | |
|---|--------------------|--------------|
| 3. | 2. | 1. |
| REVISION | BY / DATE | APPD / DATE |
| Δ BID PHASE REV 1 | 04/27/2023 | |
| REFERENCES DWG. NO.: | MB | DESIGNED BY: |
| CCV DWG No. 15024 | MB | MB |
| | GT | DESIGNED BY: |
| | | GT |
| DATUM | SCALE | |
| HORIZONTAL: CCS '83 ZONE 6, EPOCH 1991.35 | HORIZONTAL: 1"=20' | |
| VERTICAL: NAVD83 | VERTICAL: 1"=4' | |

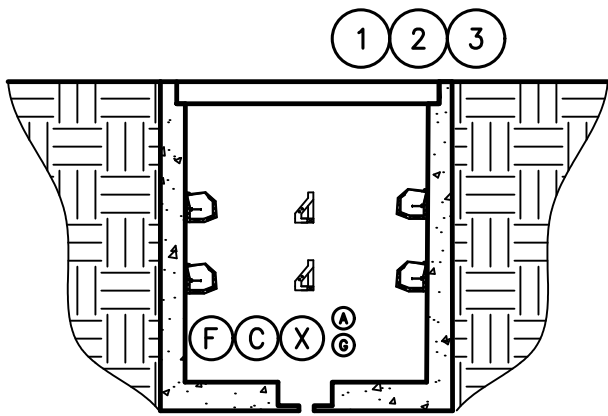
| | | | |
|---------------------|---------------|------------|-------------|
| CONSTRUCTION RECORD | AS-BUILT | | |
| CONTRACTOR: | SIGNED: | DATE: | DISCIPLINE: |
| INSPECTOR: | PRINTED NAME: | ARCHITECT: | EXPIRATION: |
| DATE COMPLETED: | | | |



TOP VIEW



SIDE VIEW



END VIEW

SIZE PER SITE PLAN

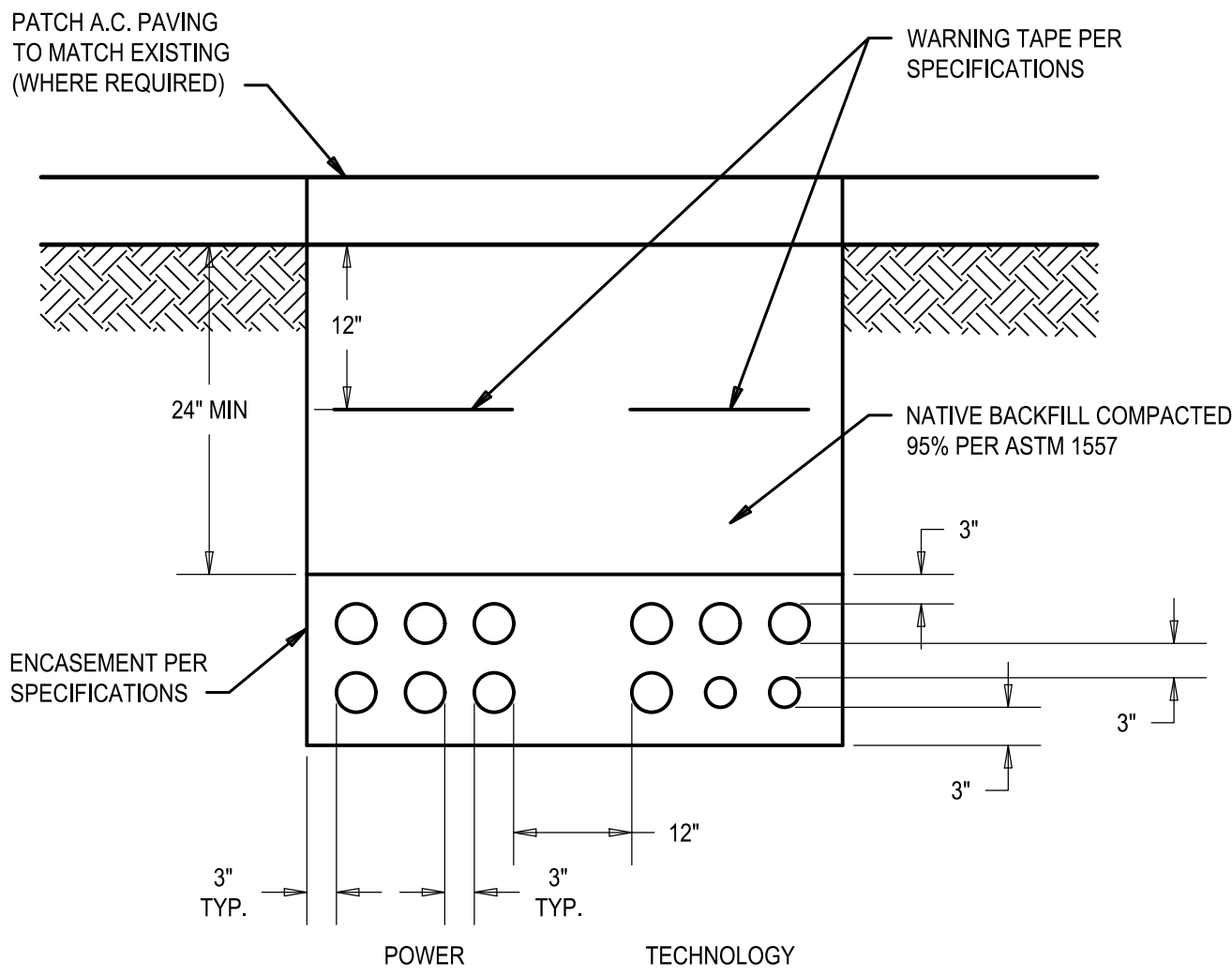

- DETAIL KEYNOTES**
- 1 HILTI CABLE SUPPORT PART # ECH-L DNI-42
 - 2 TRAFFIC RATED GALVANIZED STEEL COVER WITH ANTI-SKID SURFACE.
 - 3 RIM ELEVATION SHALL BE LOWER THAN BUILDING FLOOR ELEVATION.

| |
|-----------------|
| F=FIBER |
| C=COPPER |
| X=EXTRA (SPARE) |
| G=GROUND |
| A=FIRE ALARM |

COMMUNICATIONS MAINTENANCE HOLE DETAIL

NO SCALE

1
E-301



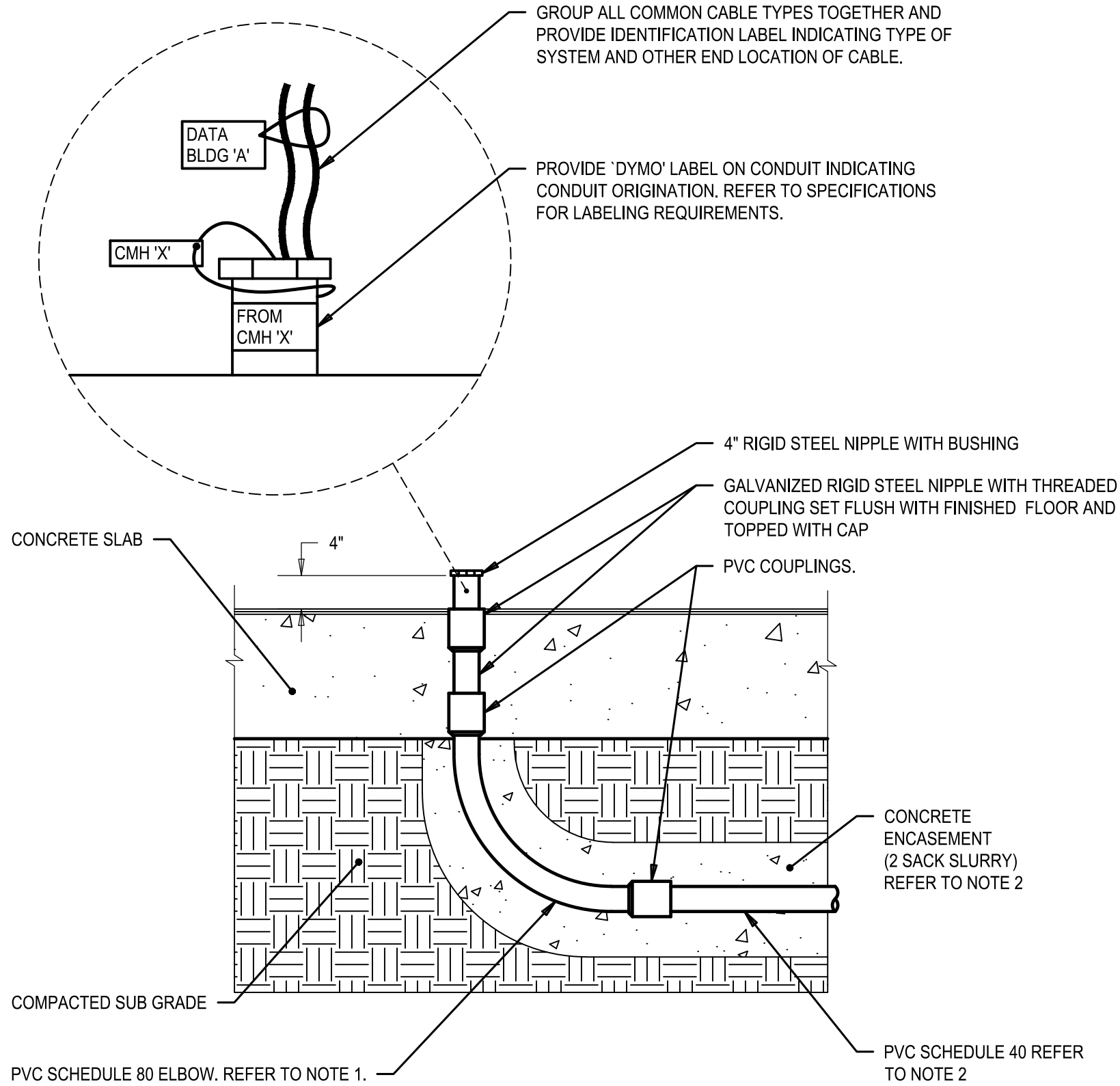
DETAIL NOTES

1. REFER TO SITE PLAN FOR ROUTING, CONDUIT SIZES AND QUANTITIES.
2. REFER TO SPECIFICATIONS FOR DEWATERING REQUIREMENTS.

TYPICAL UNDERGROUND CONDUIT DUCTBANK SECTION

NO SCALE

2
E-301



DETAIL NOTES

1. REFER TO GENERAL NOTES ON SHEET ET-001 FOR DIMENSIONS OF UNDERGROUND CONDUIT SWEEPS RADIUS.
2. CONDUITS UNDER BUILDING FLOOR SLAB MAY BE PVC SCHEDULE 80 WITHOUT ENCASEMENT.
3. PROVIDE IDENTIFICATION ON ALL PULL ROPES INDICATING LOCATION OF OTHER END OF ROPE. SECURE LOOSE END TO CONDUIT. (PROVIDE (1) PULL ROPE IN ALL CONDUITS WHEN INSTALLING CABLES BETWEEN BUILDINGS)

BELOW GRADE COMMUNICATIONS CONDUIT DETAIL

NO SCALE

3
E-301

TURPIN & RATTAN
ENGINEERING, INC.
CONSULTING ENGINEERS
4719 PALM AVENUE
LA MESA, CA 91941 • 5221
619 / 466 / 6224 FAX 466 / 6233
E-MAIL: ENGINEER@TREISO.COM
TREI # 21035.S01
C:\KRAUT\04\26\23 - 4:54PM

REGISTERED PROFESSIONAL ENGINEER
DALE M. FRANCHAK
No. 11533
exp. 6/30/24
ELECTRICAL
STATE OF CALIFORNIA
11/11/22

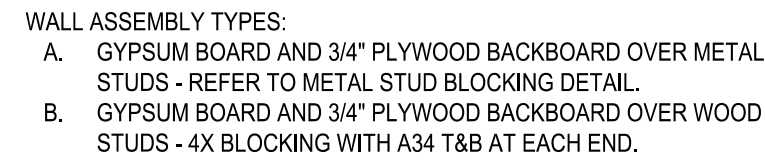
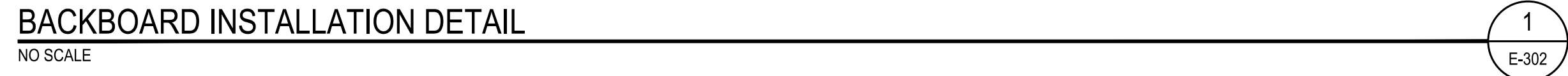
Platt/Whitelaw
Architects, Inc.
4034 30TH STREET
SAN DIEGO, CALIFORNIA
92104

CASA CASILLAS ARTIST SPACE
50 4TH AVENUE, CHULA VISTA, CA
TECHNOLOGY DETAILS - PATHWAYS

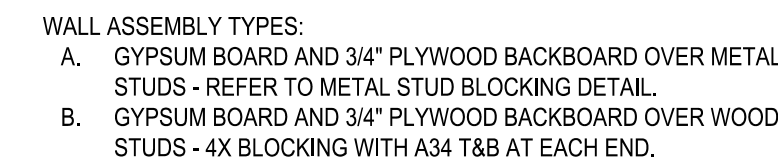
| | | | |
|--|--------------|-------|-------------|
| RESPONSIBLE CHARGE OF WORK: DATE: 12/23/2022 | APPROVED BY: | DATE: | DRAWING NO. |
| DALE FRANCHAK, P.E. ELECTRICAL ENGINEER | | | E-301 |

CITY OF CHULA VISTA
PUBLIC WORKS
1800 MAXWELL ROAD,
CHULA VISTA, CA
WWW.CHULAVISTACA.GOV

| | | | |
|---------------------|---------------|------------|-------------|
| CONSTRUCTION RECORD | AS-BUILT | | |
| CONTRACTOR: | SIGNED: | DATE: | DISCIPLINE: |
| INSPECTOR: | PRINTED NAME: | ARCHITECT: | EXPIRATION: |
| DATE COMPLETED: | | | |



WALL ANGLE BRACKET SUPPORT AT END OF CABLE RUNWAY DETAIL



TRIANGULAR BRACKET SUPPORT DETAIL

NO SCALE

3
E-302

**Platt/Whitelaw
Architects, Inc.**

4034 30TH STREET
SAN DIEGO, CALIFORNIA
92104

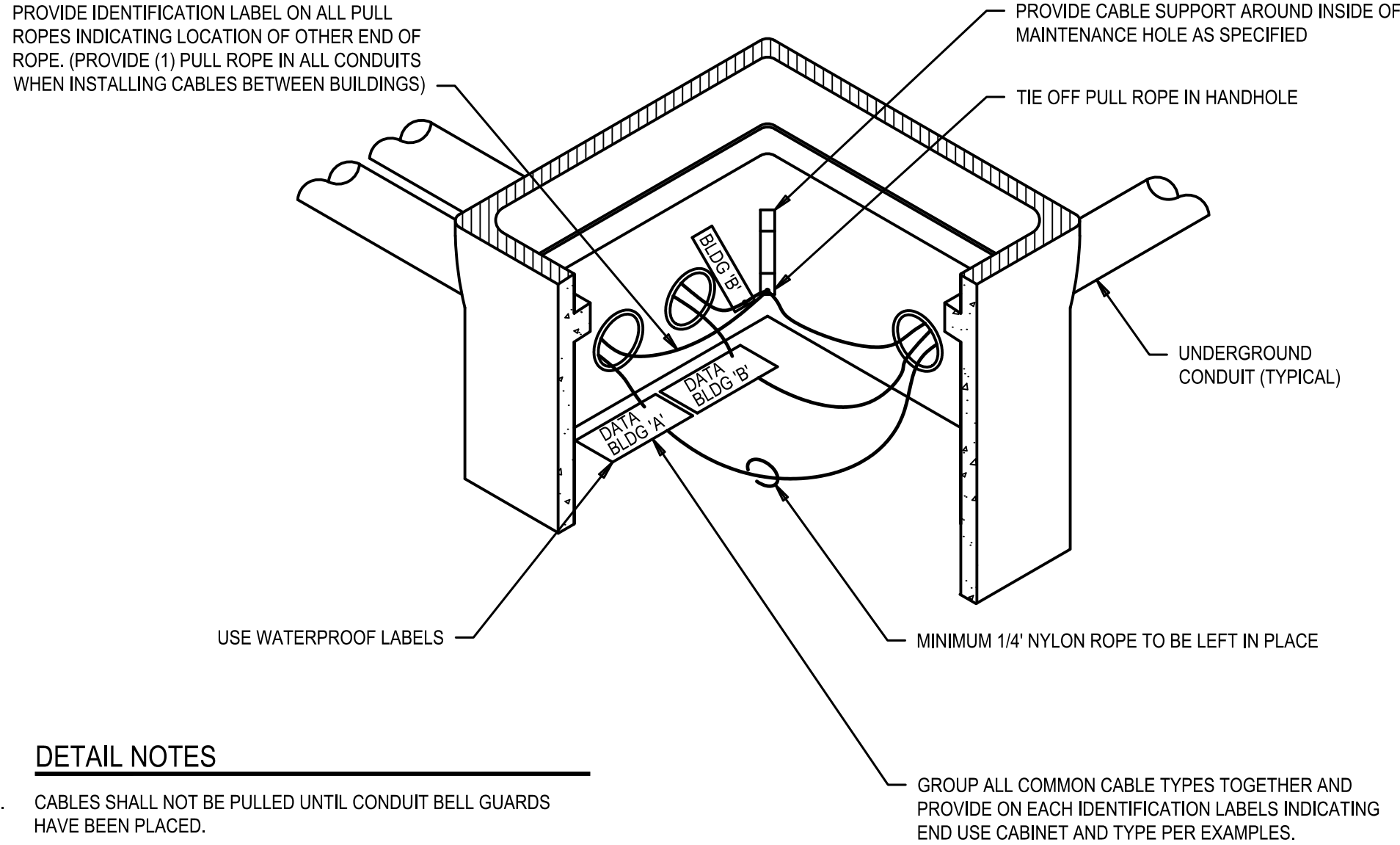


| | | |
|---|---------------------|---|
| <p align="center">CASA CASILLAS ARTIST SPACE 50 4TH AVENUE. CHULA VISTA, CA TECHNOLOGY DETAILS - SUPPORT</p> | | |
|  | | <p>CITY OF CHULA VISTA PUBLIC WORKS 1800 MAXWELL ROAD, CHULA VISTA, CA WWW.CHULAVISTACA.GOV</p> |
| <p>RESPONSIBLE CHARGE OF WORK: DATE:12/23/2022</p> | <p>APPROVED BY:</p> | <p>DATE: _____</p> |
| <p>DALE FRANCHAK, P.E. ELECTRICAL ENGINEER</p> | <p>_____</p> | <p>DRAWING NO.</p> <p align="center">E-302</p> |

C:\KRAUT\04\26\23 - 4:54PM - J:\2118\0335.S01 - CITY OF CHULA VISTA SOUTH BAY YUCA TENANT IMPROVEMENTS\0335.S01 E-303 TECHNOLOGY DETAILS - LABELING.DWG

| | | | |
|--------------------------------------|--------------------------------------|--------------------------------------|--------------------------------------|
| DATE: 04/26/23 - 4:54PM | DATE: 04/27/2023 | DATE: 04/27/2023 | DATE: 04/27/2023 |
| REVISION | BY / DATE | BY / DATE | BY / DATE |
| 3. | | | |
| 2. | | | |
| 1. | | | |
| REVISED BY / DATE | APPD / DATE | | |
| DESIGNED BY: MB | DESIGNED BY: MB | DESIGNED BY: MB | DESIGNED BY: MB |
| SCALE: HORIZONTAL: 1"=20' | SCALE: HORIZONTAL: 1"=20' | SCALE: HORIZONTAL: 1"=20' | SCALE: HORIZONTAL: 1"=20' |
| VERTICAL: 1"=4' | VERTICAL: 1"=4' | VERTICAL: 1"=4' | VERTICAL: 1"=4' |
| DATUM: CCS '83 ZONE 6, EPOCH 1991.35 | DATUM: CCS '83 ZONE 6, EPOCH 1991.35 | DATUM: CCS '83 ZONE 6, EPOCH 1991.35 | DATUM: CCS '83 ZONE 6, EPOCH 1991.35 |
| VERTICAL: NAVD83 | VERTICAL: NAVD83 | VERTICAL: NAVD83 | VERTICAL: NAVD83 |

| | | | |
|---------------------|---------------|------------|-------------|
| CONSTRUCTION RECORD | AS-BUILT | | |
| CONTRACTOR: | SIGNED: | DATE: | DISCIPLINE: |
| INSPECTOR: | PRINTED NAME: | ARCHITECT: | EXPIRATION: |
| DATE COMPLETED: | | | |



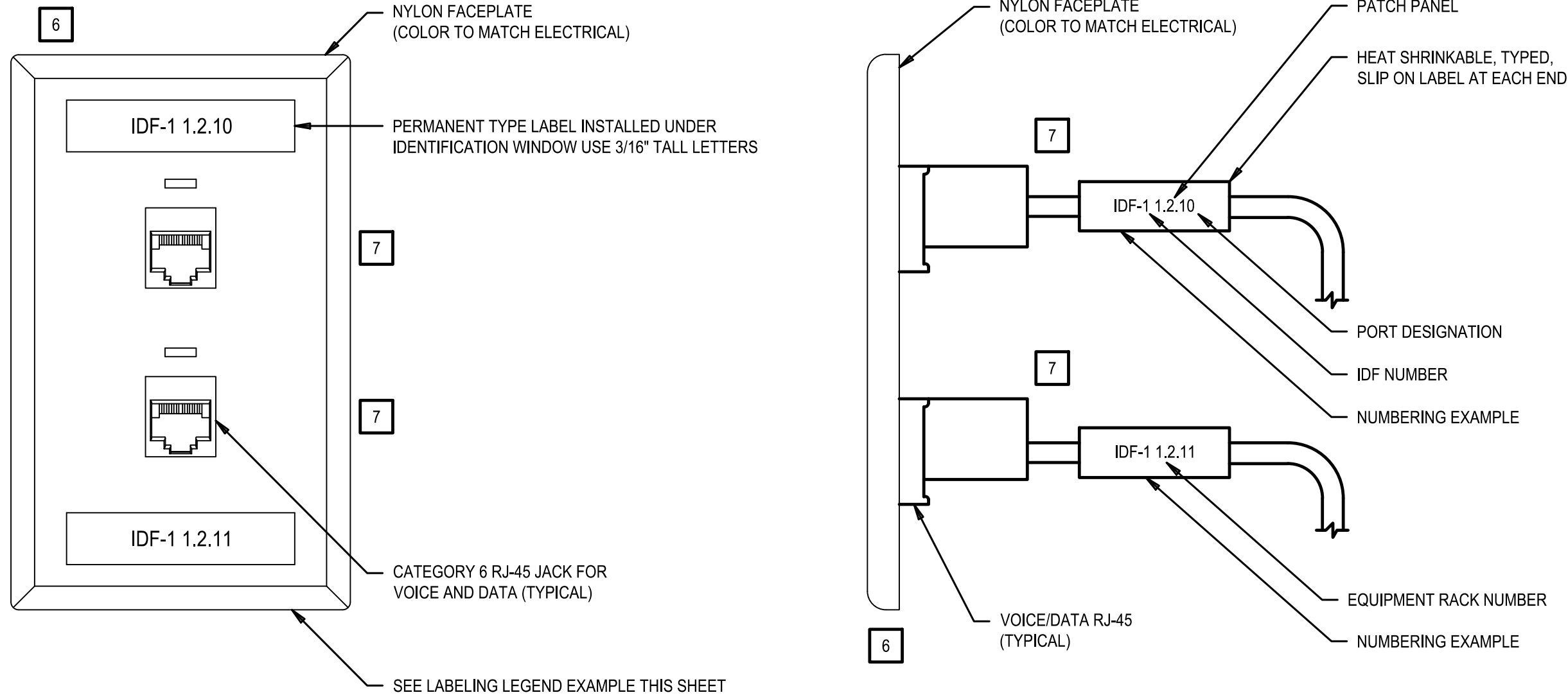
DETAIL NOTES

- CABLES SHALL NOT BE PULLED UNTIL CONDUIT BELL GUARDS HAVE BEEN PLACED.
- PROVIDE SERVICE LOOP AROUND ENTIRE PERIMETER OF MAINTENANCE HOLE. (NOT SHOWN FOR CLARITY)
- HAND WRITTEN LABELS ARE NOT PERMITTED.

CMH LABELING DETAILS

NO SCALE

1
E-303



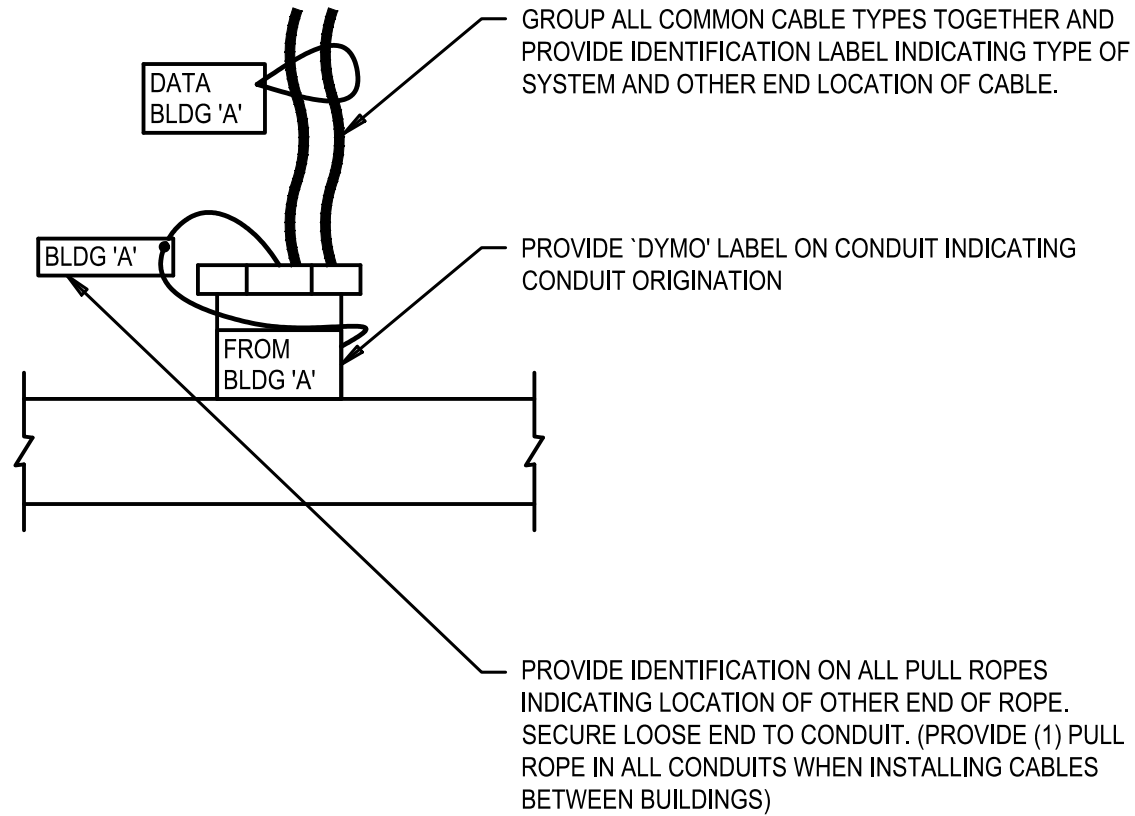
DETAIL NOTE

- TELECOMMUNICATIONS SYSTEMS FACEPLATES, DATA JACKS, AUDIO/VISUAL FACEPLATES AND SNAP IN MULTI-MEDIA INSERTS SHALL BE FROM THE SAME MANUFACTURER. COORDINATE WITH AUDIO/VISUAL CONTRACTOR. REFER TO 2/ET-504. (FACEPLATE COLOR SHALL MATCH ELECTRICAL)
- CATEGORY 6 TELECOMMUNICATIONS CABLING SHALL BE TERMINATED TO EACH ROOM'S TELECOMMUNICATIONS OUTLETS SEQUENTIALLY IN NUMERICAL ORDER PER THE ROOM NUMBER SEQUENCE SHOWN ON THE TELECOMMUNICATIONS RISER DIAGRAMS.

TELECOMMUNICATIONS LABELING DETAIL

NO SCALE

3
E-303



DETAIL NOTES


- THIS DETAIL APPLIES TO ALL CONDUITS ENTERING BUILDINGS.
- HAND WRITTEN LABELS ARE NOT PERMITTED.


COMMUNICATIONS CABLE LABELING DETAIL

NO SCALE

2
E-303



**TURPIN & RATTAN**
ENGINEERING, INC.
CONSULTING ENGINEERS
4719 PALM AVENUE
LA MESA, CA 91941 • 5221
619 / 466 / 6224 FAX 466 / 6233
E-MAIL: ENGINEER@TREISO.COM
TREI # 21035.S01
C:\KRAUT\04\26\23 - 4:54PM



11/11/22

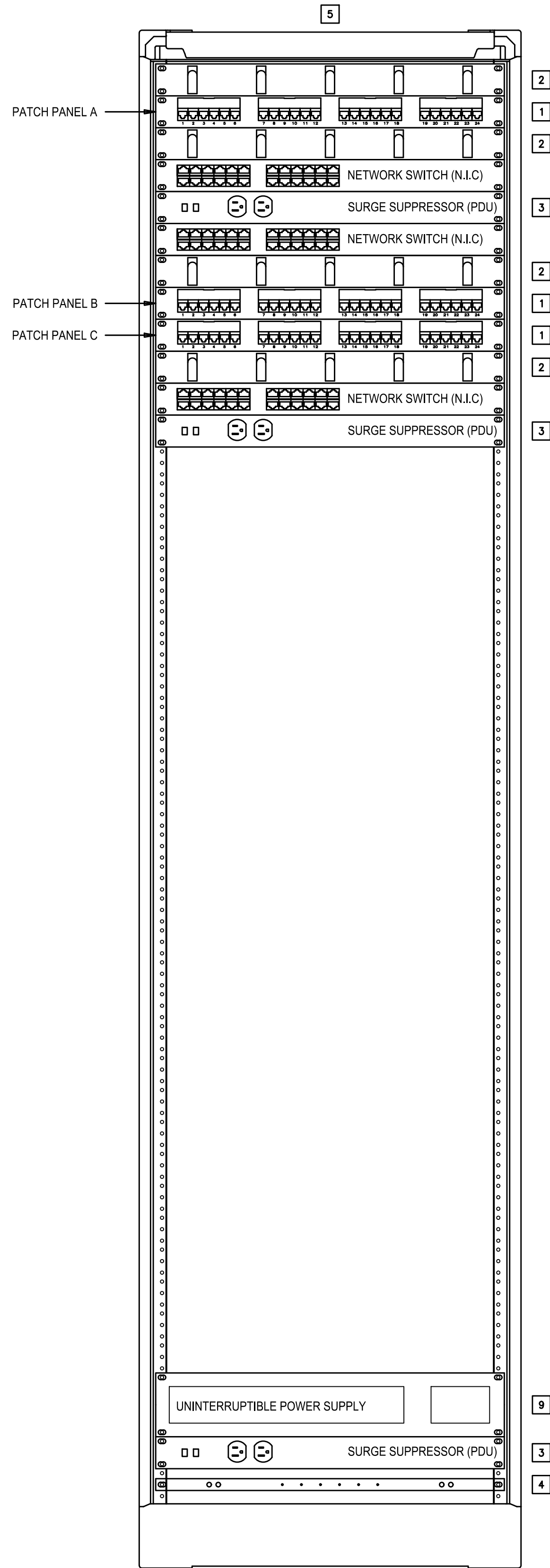
Platt/Whitelaw
Architects, Inc.
4034 30TH STREET
SAN DIEGO, CALIFORNIA
92104



| | | | |
|---|--|--------------|-----------------------------|
| CASA CASILLAS ARTIST SPACE 50 4TH AVENUE. CHULA VISTA, CA TECHNOLOGY DETAILS - LABELING | | | |
| RESPONSIBLE CHARGE OF WORK: DATE:12/23/2022 | | APPROVED BY: | DRAWING NO. E-303 |
| DALE FRANCHAK, P.E. ELECTRICAL ENGINEER | | DATE: | |

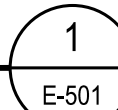
C:\KRAUT\04\26\23 - 4:54PM C:\LIBRARY\KRAUT\APPDATA\LOCAL\TEMP\ASPBUILDH_27092923\1035_S01 E-501 MPOE-MDF ELEVATIONS AND ENLARGED PLAN.DWG

| | | | | | | | | | | | | | | | | | |
|-------------|--|-------------|--|-------------------|--|----------------------|--|--------------|--|--------------------|--|--------------------|--|---|--|--------------------|--|
| 3. | | 2. | | REVISED BY / DATE | | REFERENCES DWG. NO.: | | DESIGNED BY: | | SCALE | | DATUM | | HORIZONTAL: CCS '83 ZONE 6, EPOCH 1991.35 | | VERTICAL: NAVD83 | |
| BY / DATE | | BY / DATE | | BY / DATE | | BY / DATE | | BY / DATE | | HORIZONTAL: 1"=20' | | HORIZONTAL: 1"=20' | | HORIZONTAL: 1"=20' | | HORIZONTAL: 1"=20' | |
| APPD / DATE | | APPD / DATE | | APPD / DATE | | APPD / DATE | | APPD / DATE | | VERTICAL: 1"=4' | | VERTICAL: 1"=4' | | VERTICAL: 1"=4' | | VERTICAL: 1"=4' | |



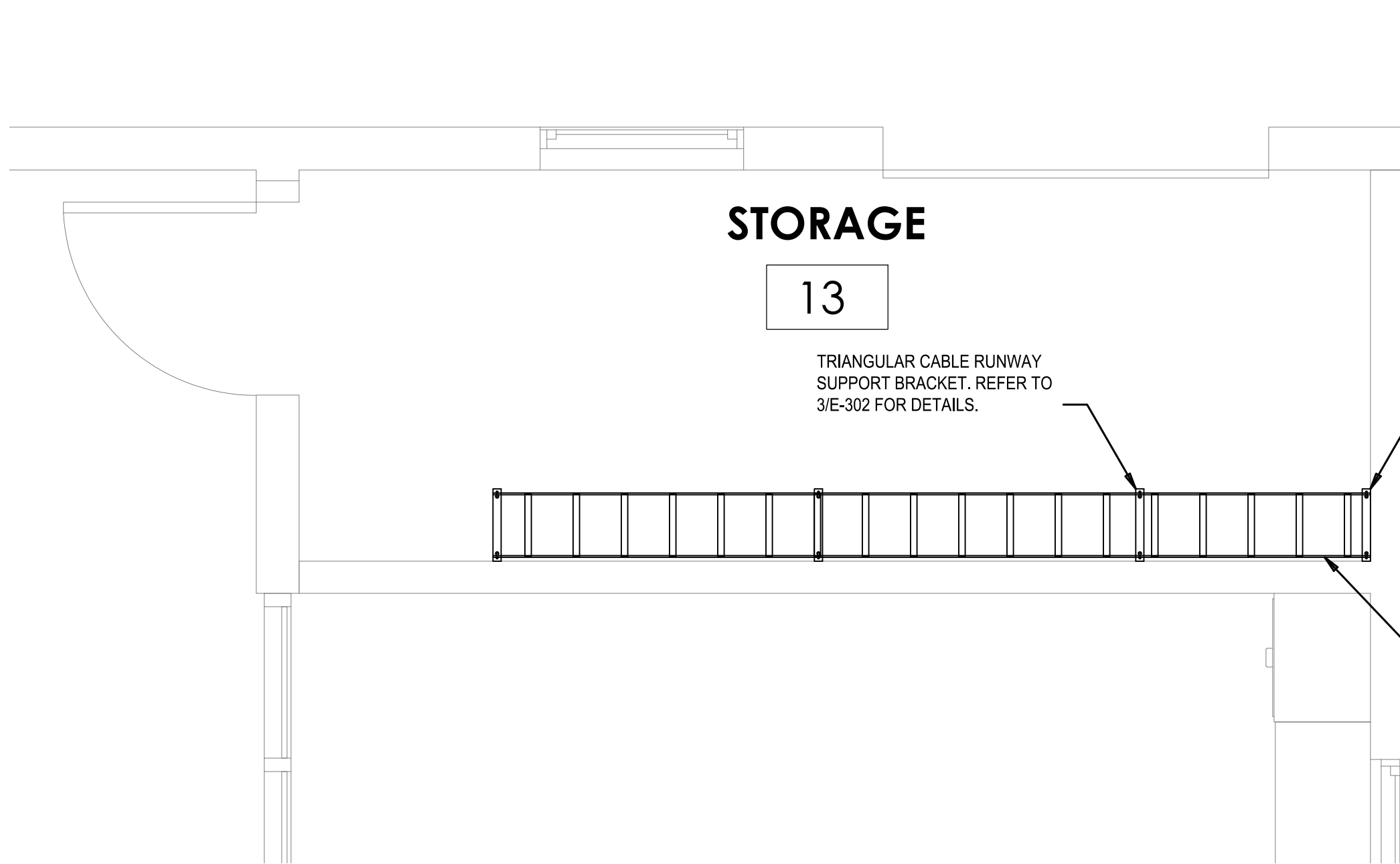
MDF RACK ELEVATION (STORAGE 13)

SCALE: 1/2"=1'-0"



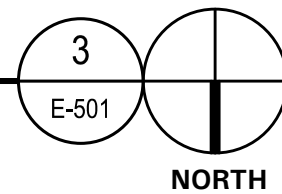
MPOE / MDF ENLARGED PLAN

SCALE: 1/2"=1'-0"



MPOE / MDF ENLARGED PLAN

SCALE: 1/2"=1'-0"

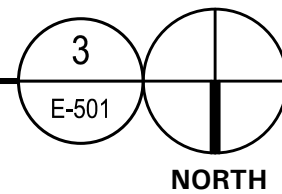
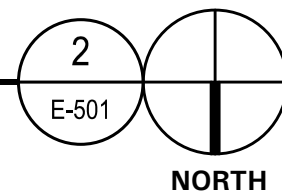


KEYNOTES

- (T40) PROVIDE A MINIMUM 36" CLEARANCE IN FRONT, AT REAR BEHIND DATA RACK MOUNTED EQUIPMENT AND ONE SIDE OF IDF RACK(S)
- (T41) REFER TO ARCHITECTURAL PLANS FOR ARCHITECTURAL WORK IN THIS AREA.
- (T42) PROVIDE 3/4" THICK X 48" W X 96" L, FIRE RESISTANT PLYWOOD BACKBOARD 8" AFF TO CEILING ON WALLS SHOWN. REFER TO 1/E-302 FOR DETAILS AND ANCHORING REQUIREMENTS.
- (T43) REFER TO 2/E-502 FOR COMMUNICATIONS CABLE LABELING DETAIL AND ADDITIONAL REQUIREMENTS.

SHEET NOTES

- 1. REFER TO FLOOR PLANS AND RISER DIAGRAMS FOR ADDITIONAL REQUIREMENTS.
- 2. REFER TO SHEET ET-003 AND ET-004 FOR MATERIAL LIST, SYMBOL, LEGEND, ABBREVIATIONS, GENERAL NOTES, MINIMUM CONDUIT SIZES, AND ADDITIONAL REQUIREMENTS



CASA CASILLAS ARTIST SPACE
50 4TH AVENUE, CHULA VISTA, CA
MPOE/MDF ELEVATIONS AND ENLARGED PLAN

| | | | |
|---------------------|---------------|------------|-------------|
| CONSTRUCTION RECORD | | AS-BUILT | |
| CONTRACTOR: | SIGNED: | DATE: | DISCIPLINE: |
| INSPECTOR: | PRINTED NAME: | ARCHITECT: | EXPIRATION: |
| DATE COMPLETED: | | | |

TURPIN & RATTAN
ENGINEERING, INC.
CONSULTING ENGINEERS
4719 PALM AVENUE
LA MESA, CA 91941 • 5221
619 / 466 / 6224 FAX 466 / 6233
E-MAIL: ENGINEER@TREISO.COM
TREI # 21035.S01
C:\KRAUT\04\26\23 - 4:54PM

REGISTERED PROFESSIONAL ENGINEER
DALE M. FRANCHAK
No. 11533
exp. 6/30/24
ELECTRICAL
STATE OF CALIFORNIA

11/11/22

Platt/Whitelaw
Architects, Inc.
4034 30TH STREET
SAN DIEGO, CALIFORNIA
92104

| | | | | | | | |
|---|--|--------------|--|-------|--|-------------|--|
| RESPONSIBLE CHARGE OF WORK: DATE:12/23/2022 | | APPROVED BY: | | DATE: | | DRAWING NO. | |
| DALE FRANCHAK, P.E. ELECTRICAL ENGINEER | | | | | | E-501 | |